

**IN THE UNITED STATES DISTRICT COURT
FOR THE NORTHERN DISTRICT OF CALIFORNIA**

ROBERT BRACALENTE and BORIS
GDALEVICH, individually and as
representatives of a class of similarly
situated persons, on behalf of the CISCO
SYSTEMS, INC. 401(K) PLAN,

Plaintiffs,

v.

CISCO SYSTEMS, INC.; THE BOARD OF
TRUSTEES OF CISCO SYSTEMS, INC.; THE
ADMINISTRATIVE COMMITTEE OF THE
CISCO SYSTEMS, INC. 401(K) PLAN; and
DOES No. 1-20, Whose Names Are Currently
Unknown,

Defendants.

Case No: 5:22-cv-04417

CLASS ACTION COMPLAINT

I. INTRODUCTION

1. Plaintiffs, Robert Bracalente (“Bracalente”) and Boris Gdalevich (“Gdalevich”) (collectively, “Plaintiffs”), individually in their capacity as participants of the Cisco Systems, Inc. 401(k) Plan (“Plan”), bring this action (“Action”) under 29 U.S.C. § 1132, on behalf of the Plan and a class of similarly-situated participants and beneficiaries of the Plan, against Defendants, Cisco Systems, Inc. (“Cisco”), the Board of Trustees of Cisco Systems, Inc. (“Board”), the Administrative Committee of the Cisco Systems, Inc. 401(k) Plan (“Administrative Committee” or “Committee”), and Does No. 1-20, who are members of the Administrative Committee or the Board or other fiduciaries of the Plan and whose names are currently unknown (collectively, “Defendants”), for breach of their fiduciary duties under the Employee Retirement Income Security Act (“ERISA”), 29 U.S.C. § 1001 *et seq.*, and related breaches of applicable law beginning six years prior to the date the Action is filed and continuing

to the date this Action is filed, or such other date the Court determines is appropriate and just (“Class Period”).

2. Defined contribution plans (*e.g.*, 401(k) and 401(a) plans) that are qualified as tax-deferred vehicles have become the primary form of retirement saving in the United States and, as a result, America’s *de facto* retirement system. Unlike traditional defined benefit retirement plans, in which the employer typically promises a calculable benefit and assumes the risk with respect to high fees or underperformance of pension plan assets used to fund defined benefits, the participants in defined contribution plans bear the risk of high fees and investment underperformance.

3. The importance of defined contribution plans to the United States retirement system has become pronounced as employer-provided defined benefit plans are increasingly rare as an offered and meaningful employee benefit.

4. As of December 31, 2020, the Plan had 59,460 participants with account balances and assets totaling approximately \$16.43 billion, placing it in the top 0.1% of all defined contribution plans by plan size.¹ Defined contribution plans with substantial assets, like the Plan, have significant bargaining power and the ability to demand low-cost administrative and investment management services within the marketplace for administration of defined contribution plans and the investment of defined contribution assets. The marketplace for defined contribution retirement plan services is well-established and can be competitive when fiduciaries of defined contribution retirement plans act in an informed and prudent fashion.

5. Defendants maintain the Plan, and are responsible for selecting, monitoring, and retaining the service provider(s) that provide investment, recordkeeping, and other administrative

¹The BrightScope/ICI Defined Contribution Plan Profile: A Close Look at 401(k) Plans, 2018 (pub. July 2021).

services. Defendants are fiduciaries under ERISA, and, as such, owe specific duties to the Plan and its participants and beneficiaries, including obligations to act for the exclusive benefit of participants, ensure that the investment options offered through the Plan are prudent and diverse, and ensure that Plan expenses are fair and reasonable in relation the services obtained.

6. Defendants have breached their fiduciary duties to the Plan. As detailed below, Defendants selected, retained, and/or otherwise ratified poorly-performing investments instead of offering more prudent alternative investments that were readily available at the time Defendants selected and retained the funds at issue and throughout the Class Period. Since Defendants have discretion to select the investments made available to participants, Defendants' breaches are the direct cause of the losses alleged herein.

7. To remedy these fiduciary breaches and other violations of ERISA, Plaintiffs bring this class action under Sections 404, 409 and 502 of ERISA, 29 U.S.C. §§ 1104, 1109 and 1132, to recover and obtain all losses resulting from each breach of fiduciary duty. In addition, Plaintiffs seek such other equitable or remedial relief for the Plan and the proposed class ("Class") as the Court may deem appropriate and just under the circumstances.

8. Plaintiffs specifically seek the following relief on behalf of the Plan and the Class:

- a. A declaratory judgment holding that the acts of Defendants described herein violate ERISA and applicable law;
- b. A permanent injunction against Defendants prohibiting the practices described herein and affirmatively requiring them to act in the best interests of the Plan and its participants;
- c. Equitable, legal or remedial relief for all losses and/or compensatory damages;

- d. Attorneys' fees, costs and other recoverable expenses of litigation; and
- e. Such other and additional legal or equitable relief that the Court deems appropriate and just under all of the circumstances.

II. THE PARTIES

9. Bracalente is a former employee of Cisco and participant in the Plan under 29 U.S.C. § 1002(7). Bracalente is a resident of Honey Brook, Pennsylvania. During the Class Period, Bracalente maintained an investment through the Plan in the BlackRock LifePath Index 2030 Fund, the BlackRock LifePath Index 2040 Fund, the BlackRock U.S. Equity Market Index Fund, the BlackRock International Equity Fund, the BlackRock U.S. Debt Index Fund and the Stable Value Fund.

10. Gdalevich is a former employee of Cisco and former participant in the Plan under 29 U.S.C. § 1002(7). Gdalevich is a resident of Needham, Massachusetts. During the Class Period, Gdalevich maintained an investment through the Plan in the BlackRock LifePath Index 2045 Fund and the BlackRock LifePath Index Retirement Fund.

11. Cisco is a public Delaware corporation headquartered in San Jose, California. Cisco develops, manufactures, and sells networking hardware, software, telecommunications equipment and other high-technology services and products.

12. The Board appointed "authorized representatives" of Cisco, including the Administrative Committee, as plan fiduciaries. Does No. 1-10 are members of the Board who were/are fiduciaries of the Plan under ERISA pursuant to 29 U.S.C. §§ 1002(21)(A) because each exercised discretionary authority to appoint and/or monitor the Administrative Committee, which had control over Plan management and/or authority or control over management or disposition of Plan assets.

13. The Administrative Committee is responsible for the general administration of the Plan and is a fiduciary under ERISA pursuant to 29 U.S.C. §§ 1002 and 1102. The Administrative Committee maintains its address at Cisco's corporate headquarters in San Jose, California. The Administrative Committee and its members are appointed by Cisco or its delegate to administer the Plan on Cisco's behalf.

14. Does No. 11-20 are the members of the Administrative Committee and are fiduciaries of the Plan by virtue of their membership on the Administrative Committee or otherwise are fiduciaries to the Plan. Plaintiffs are currently unable to determine the membership of the Administrative Committee or the identities of the other fiduciaries of the Plan because, despite reasonable and diligent efforts, the membership of the Administrative Committee and the identities of any other fiduciaries are not publicly available. As such, these Defendants are named Does as placeholders. Plaintiffs will move, pursuant to Federal Rule of Civil Procedure 15, to amend the Class Action Complaint ("Complaint") to name the members of the Administrative Committee, the members of the Board, and other responsible individuals as defendants as soon as their identities are discovered.

III. JURISDICTION AND VENUE

15. Plaintiffs seek relief on behalf of the Plan pursuant to ERISA's civil enforcement remedies with respect to fiduciaries and other interested parties and, specifically, under 29 U.S.C. § 1109 and 29 U.S.C. § 1132.

16. This Court has subject matter jurisdiction over the Action pursuant to 28 U.S.C. § 1331 because the Action arises under the laws of the United States.

17. Venue is proper in this District pursuant to Section 502(e) of ERISA, 29 U.S.C. § 1332(e), and 28 U.S.C. § 1391 because Cisco's principal place of business is in this District and

the Plan is administered from this judicial district. Further, a substantial part of the acts and omissions giving rise to the claims asserted herein occurred in this District.

18. Plaintiffs have standing to bring the Action because they maintained investments in the Plan in the investment options challenged in the Action during the Class Period. Section 502(a)(2) of ERISA, 29 U.S.C. § 1132(a)(2), authorizes any participant, fiduciary or the Secretary of Labor to bring suit as a representative of a plan, with any recovery necessarily flowing to a plan. As explained herein, the Plan has suffered millions of dollars in losses resulting from Defendants' fiduciary breaches and remains vulnerable to continuing harm, all redressable by the Court. In addition, although standing under Section 502(a)(2) of ERISA, 29 U.S.C. § 1132(a)(2), is established by these Plan-wide injuries, Plaintiffs and all Plan participants suffered financial harm as a result of the Plan's imprudent investment options and were deprived of the opportunity to invest in prudent options with reasonable fees, among other injuries.

IV. FACTUAL ALLEGATIONS

A. Background and Plan Structure

19. The Plan is a participant-directed 401(k) plan, meaning participants direct the investment of their contributions into various investment options offered by the Plan. Each participant's account is credited with their participant contributions, applicable employer matching contributions, any discretionary contributions, and earnings or losses thereon. The Plan pays expenses from Plan assets, and the majority of administrative expenses are paid by participants as a reduction of investment income. Each participant's account is charged with the amount of distributions taken and an allocation of administrative expenses. The investment options made available to Plan participants include various mutual funds, collective trust funds and a self-directed brokerage account.

20. Mutual funds are publicly traded investment vehicles consisting of a pool of monetary contributions collected from many investors for the purpose of investing in a portfolio of equities, bonds, and other securities. Mutual funds are operated by professional investment advisers, who, like the mutual funds, are registered with the U.S. Securities and Exchange Commission (“SEC”). Mutual funds are subject to SEC regulation and are required to provide certain investment and financial disclosures and information in the form of a prospectus.

21. Collective trusts are, in essence, mutual funds without the SEC regulation. Collective trusts fall under the regulatory purview of the Office of the Comptroller of the Currency or individual state banking departments. Collective trusts were first organized under state law in 1927 and were blamed for the market crash in 1929. As a result, collective trusts were severely restricted, giving rise to the more transparent and publicly-traded mutual funds described above. Today, banks create collective trusts only for their trust clients and for employee benefit plans, like the Plan. Despite their historic lack of transparency, modern collective trust sponsors provide sufficient information for investors to make informed decisions about the merits of investing in collective trusts. The main advantage of opting for a collective trust, rather than a mutual fund, is the negotiability of the fees; accordingly, larger retirement plans should be able to leverage their size for lower fees.

22. During the Class Period, Plan assets were held in a trust by the Plan trustee, Fidelity Management Trust Company. All investments and asset allocations are performed through this trust instrument.

B. Target Date Funds

23. A target date fund (“TDF”) is an investment vehicle that offers an all-in-one retirement solution through a portfolio of underlying funds that gradually shifts to become more

conservative as the assumed target retirement year approaches. TDFs offer investors dynamic, straightforward asset allocation, while providing both long-term growth and capital preservation. All TDFs are inherently actively managed, because managers make changes to the allocations to stocks, bonds, and cash over time. These allocation shifts are referred to as a fund's glide path.

24. TDF glide paths are managed either "to" or "through" retirement. A "to retirement" glide path generally assumes participants will withdraw their funds once they reach the presumed retirement age, or soon thereafter. The asset allocation of a "to retirement" TDF remains static once the retirement date is reached. A "through retirement" glide path expects participants will remain invested after reaching retirement and gradually draw down on their funds. Accordingly, the terminal allocation of a "through" TDF is not reached until a predetermined number of years after the target date.

25. "To" strategies are managed to protect against the risk of a market decline significantly diminishing assets, while the "through" approach focuses on the risk of outliving savings. Each strategy treats the other's primary focus as a secondary objective (*i.e.*, most "to" managers "have the objective of limiting portfolio volatility up to retirement as the primary goal, and the income throughout retirement is more of a secondary objective.").² TDFs designed to take investors to retirement typically de-risk faster than their "through" peers, and while this may offer greater potential protection against downside risk, it leaves investors exposed to the potentially destructive, lasting consequences of running out of money in retirement. As retirees trend toward keeping savings in their retirement plans post-retirement, "through" glide paths

²Amanda Umpierrez, *Evaluating 'To' vs. 'Through' Glide Paths*, PLANSPONSOR, (Feb. 17, 2021), <https://www.plansponsor.com/in-depth/evaluating-vs-glide-paths/>

have been more widely utilized.³ Indeed, of the 28 TDF suites launched in the past decade which remain active, nearly 80% adopt a “through” approach.⁴

26. The underlying mutual funds that TDF managers choose to populate each asset class can be actively or passively managed. TDFs comprised of primarily or entirely passive strategies provide broad market exposure at minimal cost and avoid the risk of active management underperformance and style drift. TDFs filled with actively managed funds tend to provide more diversified asset class exposure while offering the potential for excess returns, particularly in less efficient asset classes where active management tends to outperform.

C. Defendants’ Breaches of Fiduciary Duties

27. As discussed in detail below, Defendants have severely breached their fiduciary duties of prudence and loyalty to the Plan. Plaintiffs did not acquire actual knowledge regarding Defendants’ breaches at issue here until shortly before the Complaint was filed.

1. The Plan’s Investment in the BlackRock LifePath Index Funds

28. Among other investments, the Plan lineup has, since at least December 31, 2013,⁵ offered the BlackRock LifePath Index Funds (“BlackRock TDFs”), a suite of ten TDFs.⁶ The BlackRock TDFs are significantly worse performing than many of the mutual fund alternatives offered by TDF providers and, throughout the Class Period, could not have supported an expectation by prudent fiduciaries that their retention in the Plan was justifiable.

³*Id.*

⁴MORNINGSTAR, 2022 TARGET-DATE STRATEGY LANDSCAPE (2022).

⁵The Plan’s Form 5500s provide a detailed schedule of the Plan’s holdings at the end of each calendar year. The suite of BlackRock TDFs appears as a Plan investment option as far back as the 2013 Form 5500.

⁶The Plan offered an eleventh BlackRock TDF, the 2020 vintage, for a substantial part of the Class Period. During the Fourth Quarter of 2019, the 2020 Fund was reorganized into the Retirement Fund, and shareholders of the 2020 Fund received shares of the Retirement Fund.

29. Defendants were responsible for crafting the Plan lineup and could have chosen from a wide range of prudent alternative target date families offered by competing TDF providers, which are readily available in the marketplace, but elected to retain the BlackRock TDFs instead, an imprudent decision that has deprived Plan participants of significant growth in their retirement assets.

30. A simple weighing of the merits and features of all other available TDFs at the beginning of the Class Period would have raised significant concerns for prudent fiduciaries and indicated that the BlackRock TDFs were not a suitable and prudent option for the Plan. In addition, any objective evaluation of the BlackRock TDFs would have resulted in the selection of a more consistent, better performing, and more appropriate TDF suite. Instead, as is currently in vogue, Defendants appear to have chased the low fees charged by the BlackRock TDFs without any consideration of their ability to generate return. Had Defendants carried out their responsibilities in a single-minded manner with an eye focused solely on the interests of the participants, they would have come to this conclusion and acted upon it. However, Defendants failed to act in the sole interest of Plan participants and breached their fiduciary duties by imprudently selecting, retaining, and failing to appropriately monitor the clearly inferior BlackRock TDFs.

31. Since the fiduciaries here employed a fundamentally irrational decision-making process (*i.e.*, inconsistent with their duty of prudence) based upon basic economics and established investment theory, they clearly breached their fiduciary duties under ERISA – which are well-understood to be the “highest known to law.” *Braden v. Wal-Mart Stores, Inc.*, 588 F.3d 585, 598 (8th Cir. 2009) (Ciscong *Donovan v. Bierwirth*, 680 F.2d 263, 272 n.8 (2d Cir. 1982)).

32. Exacerbating Defendants' imprudent decisions to add and retain the BlackRock TDFs is the suite's designation as the Plan's Qualified Default Investment Alternative ("QDIA"). Under DOL regulations, retirement plan fiduciaries can designate one of the investment offerings in a plan's lineup as a QDIA to aid participants who lack the knowledge or confidence to make investment elections for their retirement assets. If participants do not indicate where their assets should be invested, all contributions are automatically invested in the QDIA. For this reason, it is vital for fiduciaries to understand the relevant plan participant population and ensure the QDIA is a suitable and prudent option. Indeed, Plan fiduciaries are responsible for the prudent selection and continuous monitoring of an appropriate QDIA. The BlackRock TDF with the target year closest to a participant's assumed retirement age (*i.e.*, age 65) has served as the QDIA in the Plan throughout the Class Period.

33. Given that the vast majority of Plan participants are not sophisticated investors, many, by default, concentrate their retirement assets in TDFs. As such, the impact of Defendants' imprudent selection of TDFs is magnified vis-à-vis other asset categories. Indeed, by December 31, 2020, approximately 22% of the Plan's assets were invested in the BlackRock TDFs.

i. The Comparator TDFs

34. Measured against appropriate, available alternative TDFs pursuant to the frameworks employed by prudent fiduciaries, the BlackRock TDFs are a vastly inferior retirement solution and could not have been justifiably retained in the Plan. Throughout the Class Period, there were many TDF offerings that consistently and dramatically outperformed the BlackRock TDFs, providing investors with substantially more capital appreciation. Critically, at the time of Defendants' decisions to select and retain the BlackRock TDFs, those

alternatives – unlike the BlackRock TDFs – supported a reasonable expectation of return to justify selection and retention in the Plan. It is apparent, given the continued presence of the BlackRock TDFs in the Plan’s investment menu, that Defendants failed to scrutinize the performance of the BlackRock TDFs against any of the more appropriate alternatives in the TDF marketplace in order to determine whether the expected performance of the BlackRock TDFs could support their continued retention in the Plan. Accordingly, the Plan’s investment in the BlackRock TDFs has resulted in participants missing out on millions of dollars in retirement savings growth that could have been achieved through an investment in any of the below alternative TDFs, and indeed many other options.

35. Prudent fiduciaries evaluate TDF returns not only against an appropriate index or a broad group of all peer TDFs, but also against specific, readily investable alternatives to ensure that participants are benefitting from the current TDF offering. The managers of the BlackRock TDFs, like those of many TDF suites, have designed a custom benchmark against which their performance can be assessed. For each TDF vintage, the BlackRock LifePath Index Custom Benchmark is a weighted mix of several market indices that are representative of the asset classes in which the BlackRock TDFs invest. As this composite benchmark simply mirrors the overall strategy of the series and fails to demonstrate how the investment is performing relative to peers, it is an imperfect evaluative tool. Rather than demonstrate the success of the BlackRock TDFs in the broader TDF market, as, for example, can be achieved (and is commonly performed) by utilizing the S&P 500 Index to benchmark a domestic large cap equity fund, the BlackRock TDF custom benchmark merely reflects the managers’ ability to execute their own particular strategy. Thus, it is incumbent on plan fiduciaries and a component of the applicable

standard of care throughout the Class Period to assess TDFs against readily available prudent alternatives to ensure that participants are best served by the options available to them.

36. The TDF market is particularly top-heavy; by the end of 2021 the top six largest TDF series managed approximately three-quarters of all TDF assets:

Target Date Series	Mutual Fund (\$B)	CIT (\$B)	Total (\$B)	Market Share
Vanguard Target Retirement	660	530	1,190	36.4%
T. Rowe Price Retirement	180	170	350	10.7%
BlackRock LifePath Index	61	226	287	8.8%
American Funds Target Date Retirement	239	9	248	7.6%
Fidelity Freedom	221	-	221	6.8%
Fidelity Freedom Index	106	46	152	4.6%

37. Accordingly, four of the five non-BlackRock suites shown above (the “Comparator TDFs”) represent an ideal group for comparison, as they represent the most likely alternatives to be selected were the BlackRock TDFs to be replaced.⁷ Prudent fiduciaries are aware of the major offerings in the asset classes represented in a plan. This is all the more important as it relates to a plan’s QDIA, given the gravitation of plan assets to the QDIA and importance of the QDIA to the overall design of a plan’s investment menu. In fact, Defendants could have sought comparative returns data and other metrics for each of the Comparator TDFs in real-time throughout the Class Period from the Plan’s recordkeeper, Fidelity Investments Institutional (“Fidelity”), its advisor, Financial Engines, or the Plan’s other service providers, or easily obtained it themselves through just a few clicks of a computer mouse. When evaluated

⁷The other TDF suite in the largest six by market share during the relevant period was the Fidelity Freedom Funds (“Freedom Funds”), which do not represent an appropriate comparator. The Freedom Funds would have been an imprudent selection for the Plan for the duration of the Class Period due to myriad quantitative and qualitative red flags after undergoing a strategy overhaul in 2014. As a result of these issues, the Freedom Funds lost considerable assets and market share after their strategy overhaul in 2014. Yet even the anemic and imprudent Freedom Funds outperformed the BlackRock TDFs during the Class Period. While the Freedom Funds were not a suitable alternative for the Plan, a fiduciary applying the requisite scrutiny to the BlackRock TDFs would have been aware of their underperformance compared to the Freedom Funds, despite the issues plaguing the Freedom Funds. This is even further confirmation of the inability of the BlackRock TDFs to provide competitive returns throughout the Class Period.

against the Comparator TDFs, both individually and as a group, the returns of the BlackRock TDFs, at all stages along the glide path from aggressive to conservative, paled in comparison to those of the readily available alternatives. Accordingly, the analytical frameworks employed by prudent fiduciaries could not have supported a determination that the expected returns of the BlackRock TDFs would justify their retention in the Plan.

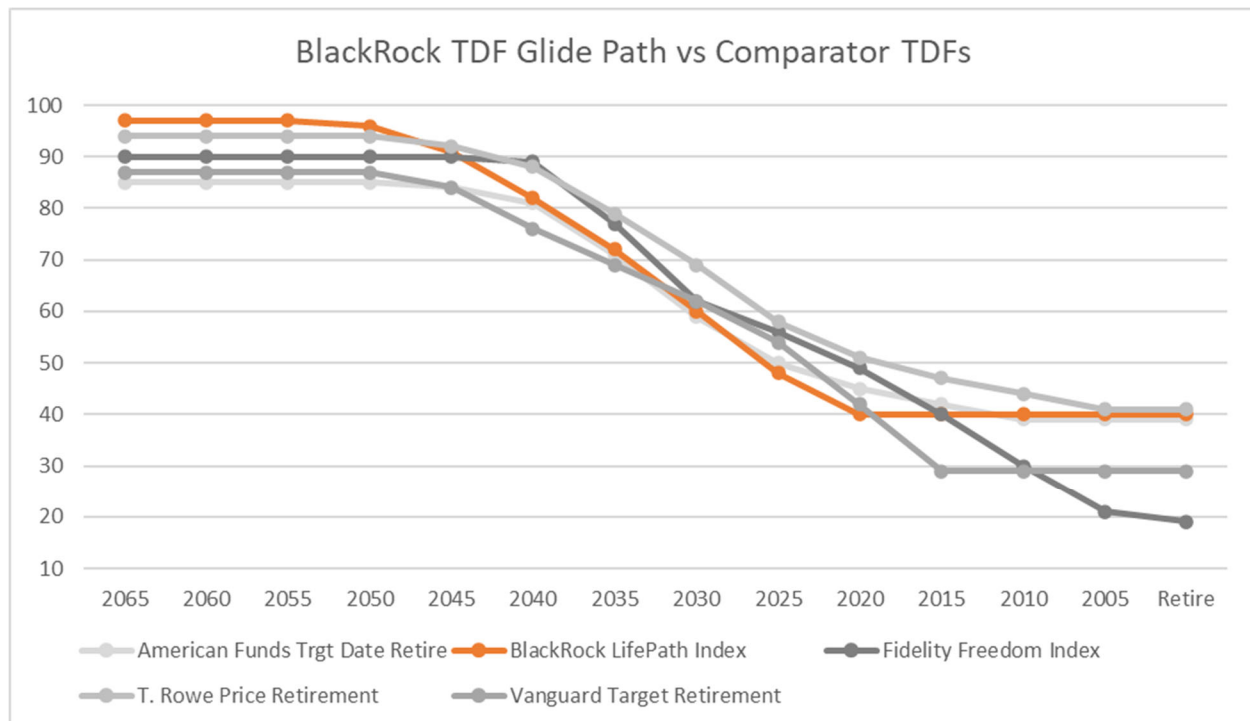
38. Any suggestion that such comparison is inappropriate because “to” glide paths, like that of the BlackRock TDFs, adopt a more conservative approach is misleading. While the BlackRock TDFs de-risk at a quicker pace than most of the Comparator TDFs, the resulting equity allocation discrepancy is only reflected in its two most conservative vintages, the 2025 and Retirement TDFs. Indeed, the BlackRock TDF series has the industry’s most aggressive glide path for investors furthest from retirement and maintains a comparable equity allocation to its peers until an investor is approaching retirement.⁸

Target Year	Percentage of Portfolio in Equities													
	2065	2060	2055	2050	2045	2040	2035	2030	2025	2020	2015	2010	2005	Retire
American Funds Trgt Date Retire	85	85	85	85	84	81	71	59	50	45	42	39	-	-
Fidelity Freedom Index	90	90	90	90	90	89	77	62	56	49	40	30	21	19
T. Rowe Price Retirement	94	94	94	94	92	88	79	69	58	51	47	44	41	-
Vanguard Target Retirement	87	87	87	87	84	76	69	62	54	42	29	-	-	29
BlackRock LifePath Index	97	97	97	96	91	82	72	60	48	40	-	-	-	-
Comparator TDF Average	89	89	89	89	88	84	74	63	55	47				
BlackRock +/- Average	8	8	8	7	4	-2	-2	-3	-7	-7				

39. The BlackRock TDFs are considerably more aggressive than the Comparator TDFs from the vintage intended for the youngest investors through those with a target retirement date of 2050. For the 2045 through 2030 vintages, the latter of which is managed for investors currently within ten years of their anticipated retirement date, the difference in equity allocations

⁸Current equity allocations were compiled from Vanguard Advisor’s online “Compare Products” tool. Where an equity allocation is blank, the TDF does not offer that respective vintage. The equity allocation in the BlackRock TDFs’ Retirement vintage is shown in the 2020 column.

between the BlackRock TDFs and the Comparator TDFs is negligible. Though the BlackRock TDFs become considerably more conservative in the 2025 vintage and at retirement, each of the Comparator TDFs ultimately reach a terminal equity allocation that is at or below the 40% of the BlackRock TDFs.



ii. Performance Comparisons

40. The contention that the performance of a “to,” ostensibly more conservative, TDF cannot be compared to more aggressive series relies on the presumption that a considerably heavier weight to equities will likely produce greater returns, as compensation for the assumption of greater risk. The industry-leading equity allocation of the longest-dated vintages of the BlackRock TDFs has refuted this notion consistently and dramatically throughout the Class Period. The repeatedly inferior returns of the vintages serving young investors are matched by similar performance shortcomings across the BlackRock TDFs’ glide path.⁹ The below

⁹The only exception is the BlackRock Retirement TDF, which has regularly generated better trailing returns than the

performance data, comparing the three- and five-year annualized returns¹⁰ of the BlackRock TDFs to those of the Comparator TDFs, represents information that was easily accessible to Defendants during the Class Period and would have been reviewed by prudent fiduciaries. Defendants could have sought this comparative returns data at any time from Fidelity in its capacity as recordkeeper (since Fidelity regularly provides such data to their customers), as well as from Financial Engines or the Plan's other service providers, or, in the alternative, obtained it themselves in real time through just a few clicks of a computer mouse. At any point in the Class Period, such data would have been sufficient to convince a fiduciary following a prudent process to investigate alternatives and ultimately replace the BlackRock TDFs.

- By the metrics available to Defendants at the start of the Class Period, as of the most recent quarter-end, the three- and five-year annualized returns of the 2045 through 2055¹¹ BlackRock TDFs, each of which possessed a considerably greater equity allocation than the average of the Comparator TDFs, trailed those of the Comparator TDFs and had consistently done so for many consecutive quarters. The entire suite, bar the Retirement vintage, ranked in the bottom half among the Comparator TDFs. As of the end of the Second Quarter of 2016, a fiduciary prudently monitoring the BlackRock TDFs would have observed the below shortcomings.

two Comparator TDFs that also offer a Retirement vintage (Fidelity Freedom Index and Vanguard Target Retirement). But the outperformance of a single vintage does not exonerate the rest of the suite's putrid performance. Indeed, TDFs are evaluated and selected as a single suite. Moreover, as the BlackRock TDFs are a "to retirement" investment, they are managed with the expectation that investors will withdraw their assets from the Plan upon reaching the Retirement vintage or shortly thereafter.

¹⁰Virtually all competent investment advisors emphasize that fiduciaries should focus on three- and five-year returns to evaluate the performance of an investment over periods most closely approximating a market cycle and persistent poor performance over those periods demands investigation and action by fiduciaries. Any suggestion that a TDF has a lifespan of 10 or 25 years and, therefore, performance metrics of three to five years should not be considered is nonsensical because (a) at any point in time, many vintages of TDFs have shorter lifespans than 10, and especially 25, years, and (b) most importantly, in light of employment mobility in the United States (with the average employee holding a position for slightly more than four years), competent and informed fiduciaries understand that many participants will not maintain their TDF investments within a defined contribution plan such as the Plan until the actual target date of the given investment. Thus, three- and five-year performance is paramount in the minds of any competent fiduciary of a retirement plan.

¹¹The BlackRock 2060 TDF did not have a three-year track record until the Fourth Quarter of 2017. The BlackRock 2065 TDF did not launch until September 2019.

3-Year Return as of 2Q16	2020	2025	2030	2035	2040	2045	2050	2055
BlackRock TDF	5.52	5.80	6.06	6.22	6.39	6.59	6.80	7.00
Best Performing Comparator TDF	7.57	8.29	8.62	8.59	8.61	8.63	8.65	8.61
Worst Performing Comparator TDF	5.54	6.26	6.42	6.71	6.75	6.82	6.89	6.98
BlackRock Rank (out of 5)	Last	Last	Last	Last	Last	Last	Last	4

5-Year Return as of 2Q16	2020	2025	2030	2035	2040	2045	2050	2055
BlackRock TDF	5.39	5.69	5.96	6.17	6.34	6.52	6.70	6.97
Best Performing Comparator TDF	7.64	8.45	8.75	8.69	8.73	8.73	8.74	8.74
Worst Performing Comparator TDF	5.08	5.75	5.88	6.18	6.23	6.29	6.28	6.41
BlackRock Rank (out of 5)	4	Last	4	Last	4	4	4	4

- As of the end of the Third Quarter of 2016, a fiduciary prudently monitoring the BlackRock TDFs would have observed the below performance issues.

3-Year Return as of 3Q16	2020	2025	2030	2035	2040	2045	2050	2055
BlackRock TDF	5.07	5.33	5.56	5.74	5.91	6.08	6.20	6.30
Best Performing Comparator TDF	6.67	7.11	7.55	7.67	7.70	7.75	7.77	7.75
Worst Performing Comparator TDF	5.26	5.81	6.12	6.35	6.36	6.39	6.42	6.45
BlackRock Rank (out of 5)	Last	Last	Last	Last	Last	Last	Last	Last

5-Year Return as of 3Q16	2020	2025	2030	2035	2040	2045	2050	2055
BlackRock TDF	7.72	8.54	9.24	9.87	10.44	10.95	11.44	11.86
Best Performing Comparator TDF	10.65	12.01	12.76	12.91	13.07	13.11	13.13	13.13
Worst Performing Comparator TDF	7.65	8.81	9.25	10.13	10.22	10.36	10.53	10.73
BlackRock Rank (out of 5)	4	Last	Last	Last	4	4	4	4

- As of the end of the Fourth Quarter of 2016, a fiduciary prudently monitoring the BlackRock TDFs would have observed the below performance issues.

3-Year Return as of 4Q16	2020	2025	2030	2035	2040	2045	2050	2055
BlackRock TDF	3.68	3.88	4.05	4.19	4.30	4.38	4.41	4.41
Best Performing Comparator TDF	4.61	4.67	5.03	5.15	5.19	5.28	5.28	5.26
Worst Performing Comparator TDF	3.96	4.23	4.52	4.56	4.61	4.62	4.65	4.64
BlackRock Rank (out of 5)	Last	Last	Last	Last	Last	Last	Last	Last

5-Year Return as of 4Q16	2020	2025	2030	2035	2040	2045	2050	2055
BlackRock TDF	6.45	7.19	7.84	8.45	8.94	9.42	9.82	10.16
Best Performing Comparator TDF	8.96	10.40	11.14	11.31	11.46	11.51	11.52	11.50
Worst Performing Comparator TDF	6.55	7.59	8.12	8.94	9.02	9.16	9.26	9.45
BlackRock Rank (out of 5)	Last	Last	Last	Last	Last	4	4	4

- As of the end of the First Quarter of 2017, a fiduciary prudently monitoring the BlackRock TDFs would have observed the below performance issues.

3-Year Return as of 1Q17	2020	2025	2030	2035	2040	2045	2050	2055
BlackRock TDF	4.09	4.48	4.83	5.14	5.40	5.56	5.62	5.62
Best Performing Comparator TDF	5.37	5.72	6.38	6.73	6.84	6.99	7.01	7.00
Worst Performing Comparator TDF	4.78	5.14	5.72	5.95	6.14	6.17	6.20	6.17
BlackRock Rank (out of 5)	Last	Last	Last	Last	Last	Last	Last	Last

5-Year Return as of 1Q17	2020	2025	2030	2035	2040	2045	2050	2055
BlackRock TDF	5.76	6.42	7.01	7.56	8.01	8.40	8.68	8.92
Best Performing Comparator TDF	8.21	9.36	10.13	10.43	10.59	10.67	10.69	10.66
Worst Performing Comparator TDF	6.04	6.91	7.56	8.27	8.33	8.42	8.46	8.61
BlackRock Rank (out of 5)	Last	Last	Last	Last	Last	Last	4	4

- As of the end of the Second Quarter of 2017, a fiduciary prudently monitoring the BlackRock TDFs would have observed the below performance issues.

3-Year Return as of 2Q17	2020	2025	2030	2035	2040	2045	2050	2055
BlackRock TDF	3.67	4.08	4.45	4.79	5.07	5.23	5.25	5.19
Best Performing Comparator TDF	5.10	5.57	6.08	6.57	6.69	6.85	6.87	6.86
Worst Performing Comparator TDF	4.41	4.73	5.35	5.66	5.83	5.82	5.85	5.80
BlackRock Rank (out of 5)	Last	Last	Last	Last	Last	Last	Last	Last

5-Year Return as of 2Q17	2020	2025	2030	2035	2040	2045	2050	2055
BlackRock TDF	6.51	7.34	8.08	8.76	9.36	9.87	10.24	10.54
Best Performing Comparator TDF	9.27	10.47	11.42	11.85	12.07	12.16	12.16	12.16
Worst Performing Comparator TDF	6.96	8.01	8.77	9.73	9.82	9.93	10.01	10.19
BlackRock Rank (out of 5)	Last	Last	Last	Last	Last	Last	4	4

- As of the end of the Third Quarter of 2017, a fiduciary prudently monitoring the BlackRock TDFs would have observed the below performance issues.

3-Year Return as of 3Q17	2020	2025	2030	2035	2040	2045	2050	2055
BlackRock TDF	5.14	5.77	6.34	6.85	7.30	7.57	7.67	7.68
Best Performing Comparator TDF	6.83	7.46	8.03	8.61	8.85	9.01	9.05	9.05
Worst Performing Comparator TDF	5.92	6.38	7.19	7.61	7.97	8.02	8.06	8.02
BlackRock Rank (out of 5)	Last	Last	Last	Last	Last	Last	Last	Last

5-Year Return as of 3Q17	2020	2025	2030	2035	2040	2045	2050	2055
BlackRock TDF	6.18	7.02	7.78	8.47	9.05	9.55	9.87	10.11
Best Performing Comparator TDF	8.81	10.10	11.12	11.65	11.90	12.00	12.04	12.02
Worst Performing Comparator TDF	6.71	7.67	8.54	9.47	9.56	9.65	9.70	9.85
BlackRock Rank (out of 5)	Last	Last	Last	Last	Last	Last	4	4

- As of the end of the Fourth Quarter of 2017, a fiduciary prudently monitoring the BlackRock TDFs would have observed the below performance issues.

3-Year Return as of 4Q17	2020	2025	2030	2035	2040	2045	2050	2055	2060
BlackRock TDF	5.66	6.48	7.21	7.89	8.48	8.85	8.97	8.96	8.96
Best Performing Comparator TDF	7.41	8.11	8.75	9.56	9.89	10.09	10.16	10.15	9.68
Worst Performing Comparator TDF	6.55	7.07	7.85	8.39	8.91	9.14	9.16	9.11	9.10
BlackRock Rank (out of 5)	Last	Last	Last	Last	Last	Last	Last	Last	4

5-Year Return as of 4Q17	2020	2025	2030	2035	2040	2045	2050	2055
BlackRock TDF	6.58	7.51	8.32	9.09	9.75	10.28	10.61	10.82
Best Performing Comparator TDF	9.09	10.36	11.50	12.13	12.45	12.57	12.62	12.60
Worst Performing Comparator TDF	7.30	8.29	9.30	10.36	10.46	10.54	10.60	10.74
BlackRock Rank (out of 5)	Last	Last	Last	Last	Last	Last	4	4

- As of the end of the First Quarter of 2018, a fiduciary prudently monitoring the BlackRock TDFs would have observed the below performance issues.

3-Year Return as of 1Q18	2020	2025	2030	2035	2040	2045	2050	2055	2060
BlackRock TDF	4.63	5.37	6.03	6.65	7.17	7.49	7.60	7.59	7.59
Best Performing Comparator TDF	6.50	7.12	7.86	8.86	9.20	9.41	9.53	9.51	9.49
Worst Performing Comparator TDF	5.62	6.06	6.83	7.35	7.86	8.10	8.11	8.05	8.06
BlackRock Rank (out of 5)	Last	Last	Last	Last	Last	Last	Last	Last	Last

5-Year Return as of 1Q18	2020	2025	2030	2035	2040	2045	2050	2055
BlackRock TDF	5.51	6.30	6.99	7.63	8.18	8.62	8.84	8.98
Best Performing Comparator TDF	7.92	8.83	9.94	10.63	10.93	11.07	11.12	11.12
Worst Performing Comparator TDF	6.31	7.12	8.07	8.97	9.04	9.09	9.14	9.21
BlackRock Rank (out of 5)	Last	Last	Last	Last	Last	Last	Last	Last

- As of the end of the Second Quarter of 2018, a fiduciary prudently monitoring the BlackRock TDFs would have observed the below performance issues.

3-Year Return as of 2Q18	2020	2025	2030	2035	2040	2045	2050	2055	2060
BlackRock TDF	5.10	5.89	6.60	7.26	7.83	8.19	8.32	8.30	8.31
Best Performing Comparator TDF	6.64	7.27	8.16	9.19	9.56	9.76	9.88	9.90	9.89
Worst Performing Comparator TDF	6.04	6.49	7.19	7.66	8.14	8.40	8.40	8.37	8.37
BlackRock Rank (out of 5)	Last	Last	Last	Last	Last	Last	Last	Last	Last

5-Year Return as of 2Q18	2020	2025	2030	2035	2040	2045	2050	2055
BlackRock TDF	5.99	6.77	7.47	8.10	8.66	9.07	9.28	9.40
Best Performing Comparator TDF	8.06	8.89	9.86	10.61	10.91	11.06	11.15	11.12
Worst Performing Comparator TDF	6.79	7.58	8.54	9.31	9.49	9.53	9.58	9.64
BlackRock Rank (out of 5)	Last	Last	Last	Last	Last	Last	Last	Last

- As of the end of the Third Quarter of 2018, a fiduciary prudently monitoring the BlackRock TDFs would have observed the below performance issues.

3-Year Return as of 3Q18	2020	2025	2030	2035	2040	2045	2050	2055	2060
BlackRock TDF	7.27	8.60	9.80	10.95	11.94	12.55	12.74	12.72	12.70
Best Performing Comparator TDF	9.61	10.59	11.56	13.05	13.45	13.76	13.91	13.91	13.87
Worst Performing Comparator TDF	8.40	9.70	10.66	11.61	12.54	12.91	12.90	12.89	12.89
BlackRock Rank (out of 5)	Last	Last	Last	Last	Last	Last	Last	Last	Last

5-Year Return as of 3Q18	2020	2025	2030	2035	2040	2045	2050	2055
BlackRock TDF	5.58	6.34	7.02	7.64	8.20	8.59	8.75	8.81
Best Performing Comparator TDF	7.32	8.01	8.98	9.79	10.08	10.26	10.35	10.32
Worst Performing Comparator TDF	6.55	7.24	8.13	8.69	9.17	9.26	9.28	9.30
BlackRock Rank (out of 5)	Last	Last	Last	Last	Last	Last	Last	Last

- As of the end of the Fourth Quarter of 2018, a fiduciary prudently monitoring the BlackRock TDFs would have observed the below performance issues.

3-Year Return as of 4Q18	2020	2025	2030	2035	2040	2045	2050	2055	2060
BlackRock TDF	4.71	5.23	5.70	6.14	6.51	6.69	6.72	6.70	6.69
Best Performing Comparator TDF	5.72	6.12	6.92	7.43	7.62	7.77	7.83	7.81	7.81
Worst Performing Comparator TDF	5.32	5.73	6.07	6.41	6.75	6.78	6.77	6.77	6.75
BlackRock Rank (out of 5)	Last	Last	Last	Last	Last	Last	Last	Last	Last

5-Year Return as of 4Q18	2020	2025	2030	2035	2040	2045	2050	2055
BlackRock TDF	3.70	4.00	4.27	4.51	4.70	4.80	4.82	4.81
Best Performing Comparator TDF	4.69	5.00	5.63	5.95	6.05	6.17	6.19	6.17
Worst Performing Comparator TDF	4.24	4.50	4.82	4.99	5.10	5.13	5.12	5.10
BlackRock Rank (out of 5)	Last	Last	Last	Last	Last	Last	Last	Last

- As of the end of the First Quarter of 2019, a fiduciary prudently monitoring the BlackRock TDFs would have observed the below performance issues.

3-Year Return as of 1Q19	2020	2025	2030	2035	2040	2045	2050	2055	2060
BlackRock TDF	6.36	7.38	8.28	9.14	9.89	10.34	10.48	10.47	10.45
Best Performing Comparator TDF	8.24	9.05	9.79	10.88	11.28	11.50	11.62	11.62	11.58
Worst Performing Comparator TDF	7.12	8.18	8.87	9.52	10.20	10.43	10.43	10.43	10.42
BlackRock Rank (out of 5)	Last	Last	Last	Last	Last	Last	4	4	4

5-Year Return as of 1Q19	2020	2025	2030	2035	2040	2045	2050	2055
BlackRock TDF	4.70	5.26	5.75	6.19	6.57	6.80	6.89	6.88
Best Performing Comparator TDF	5.93	6.41	7.12	7.77	7.98	8.12	8.19	8.18
Worst Performing Comparator TDF	5.54	5.92	6.39	6.69	6.96	7.08	7.08	7.05
BlackRock Rank (out of 5)	Last	Last	Last	Last	Last	Last	Last	Last

- As of the end of the Second Quarter of 2019, a fiduciary prudently monitoring the BlackRock TDFs would have observed the below performance issues.

3-Year Return as of 2Q19	2020	2025	2030	2035	2040	2045	2050	2055	2060
BlackRock TDF	6.65	7.69	8.61	9.48	10.24	10.68	10.82	10.81	10.80
Best Performing Comparator TDF	8.75	9.67	10.51	11.37	11.69	11.83	11.95	11.92	11.90
Worst Performing Comparator TDF	7.27	8.39	9.39	10.09	10.79	11.05	11.03	11.04	11.03
BlackRock Rank (out of 5)	Last	Last	Last	Last	Last	Last	Last	Last	Last

5-Year Return as of 2Q19	2020	2025	2030	2035	2040	2045	2050	2055
BlackRock TDF	4.63	5.14	5.58	5.99	6.33	6.52	6.57	6.53
Best Performing Comparator TDF	5.79	6.26	6.90	7.54	7.74	7.90	7.97	7.94
Worst Performing Comparator TDF	5.48	5.82	6.22	6.48	6.72	6.86	6.85	6.82
BlackRock Rank (out of 5)	Last	Last	Last	Last	Last	Last	Last	Last

- As of the end of the Third Quarter of 2019, a fiduciary prudently monitoring the BlackRock TDFs would have observed the below performance issues.

3-Year Return as of 3Q19	2020	2025	2030	2035	2040	2045	2050	2055	2060
BlackRock TDF	6.25	7.05	7.74	8.40	8.96	9.28	9.37	9.37	9.35
Best Performing Comparator TDF	7.59	8.28	9.22	10.04	10.04	10.12	10.21	10.19	10.16
Worst Performing Comparator TDF	6.66	7.52	8.29	8.78	9.28	9.41	9.42	9.41	9.41
BlackRock Rank (out of 5)	Last	Last	Last	Last	Last	Last	Last	Last	Last

5-Year Return as of 3Q19	2020	2025	2030	2035	2040	2045	2050	2055
BlackRock TDF	5.22	5.73	6.16	6.56	6.90	7.09	7.15	7.15
Best Performing Comparator TDF	6.27	6.74	7.16	7.75	7.95	8.09	8.14	8.13
Worst Performing Comparator TDF	5.80	6.33	6.67	6.92	7.15	7.23	7.24	7.21
BlackRock Rank (out of 5)	Last	Last	Last	Last	Last	Last	Last	Last

- As of the end of the Fourth Quarter of 2019, a fiduciary prudently monitoring the BlackRock TDFs would have observed the below performance issues.

3-Year Return as of 4Q19	2025	2030	2035	2040	2045	2050	2055	2060
BlackRock TDF	8.80	9.75	10.65	11.44	11.92	12.10	12.10	12.08
Best Performing Comparator TDF	10.34	11.09	12.28	12.76	12.96	13.11	13.11	13.05
Worst Performing Comparator TDF	9.47	10.24	10.86	11.48	11.80	11.80	11.80	11.79
BlackRock Rank (out of 5)	Last	Last	Last	Last	4	4	4	4

5-Year Return as of 4Q19	2025	2030	2035	2040	2045	2050	2055	2060
BlackRock TDF	6.40	7.04	7.63	8.14	8.45	8.55	8.55	8.55
Best Performing Comparator TDF	7.60	8.10	8.99	9.30	9.45	9.55	9.54	8.86
Worst Performing Comparator TDF	6.99	7.41	7.81	8.20	8.41	8.41	8.38	8.38
BlackRock Rank (out of 5)	Last	Last	Last	Last	4	4	4	3 (of 4)

- As of the end of the First Quarter of 2020, a fiduciary prudently monitoring the BlackRock TDFs would have observed the below performance issues.

3-Year Return as of 1Q20	2025	2030	2035	2040	2045	2050	2055	2060
BlackRock TDF	3.23	2.76	2.31	1.85	1.49	1.29	1.26	1.25
Best Performing Comparator TDF	4.00	4.11	3.96	3.77	3.78	3.79	3.80	3.79
Worst Performing Comparator TDF	2.29	2.23	2.10	2.03	1.77	1.79	1.78	1.79
BlackRock Rank (out of 5)	3	4	4	Last	Last	Last	Last	Last

5-Year Return as of 1Q20	2025	2030	2035	2040	2045	2050	2055	2060
BlackRock TDF	3.45	3.32	3.19	3.01	2.85	2.75	2.73	2.73
Best Performing Comparator TDF	4.49	4.77	4.87	4.81	4.89	4.91	4.91	4.89
Worst Performing Comparator TDF	3.36	3.43	3.41	3.42	3.21	3.23	3.19	3.20
BlackRock Rank (out of 5)	4	Last	Last	Last	Last	Last	Last	Last

- As of the end of the Second Quarter of 2020, a fiduciary prudently monitoring the BlackRock TDFs would have observed the below performance issues.

3-Year Return as of 2Q20	2025	2030	2035	2040	2045	2050	2055	2060
BlackRock TDF	6.15	6.17	6.19	6.16	6.13	6.09	6.09	6.08
Best Performing Comparator TDF	7.04	7.52	8.23	8.38	8.50	8.63	8.62	8.59
Worst Performing Comparator TDF	6.21	6.39	6.45	6.50	6.41	6.42	6.40	6.39
BlackRock Rank (out of 5)	Last	Last	Last	Last	Last	Last	Last	Last

5-Year Return as of 2Q20	2025	2030	2035	2040	2045	2050	2055	2060
BlackRock TDF	5.84	6.06	6.26	6.39	6.47	6.48	6.48	6.48
Best Performing Comparator TDF	6.89	7.41	8.07	8.24	8.37	8.47	8.47	8.45
Worst Performing Comparator TDF	6.29	6.47	6.62	6.76	6.79	6.79	6.77	6.76
BlackRock Rank (out of 5)	Last	Last	Last	Last	Last	Last	Last	Last

- As of the end of the Third Quarter of 2020, a fiduciary prudently monitoring the BlackRock TDFs would have observed the below performance issues.

3-Year Return as of 3Q20	2025	2030	2035	2040	2045	2050	2055	2060
BlackRock TDF	6.62	6.81	6.98	7.09	7.18	7.20	7.22	7.20
Best Performing Comparator TDF	7.37	7.93	8.75	9.05	9.18	9.34	9.30	9.28
Worst Performing Comparator TDF	6.86	7.04	7.16	7.27	7.32	7.32	7.31	7.31
BlackRock Rank (out of 5)	Last	Last	Last	Last	Last	Last	Last	Last

5-Year Return as of 3Q20	2025	2030	2035	2040	2045	2050	2055	2060
BlackRock TDF	7.95	8.55	9.12	9.58	9.87	9.95	9.96	9.94
Best Performing Comparator TDF	9.14	9.96	10.99	11.34	11.52	11.65	11.63	11.59
Worst Performing Comparator TDF	8.60	9.07	9.53	9.97	10.13	10.13	10.12	10.12
BlackRock Rank (out of 5)	Last	Last	Last	Last	Last	Last	Last	Last

- As of the end of the Fourth Quarter of 2020, a fiduciary prudently monitoring the BlackRock TDFs would have observed the below performance issues.

3-Year Return as of 4Q20	2025	2030	2035	2040	2045	2050	2055	2060
BlackRock TDF	8.25	8.81	9.34	9.79	10.15	10.33	10.37	10.36
Best Performing Comparator TDF	9.40	9.98	11.19	11.76	11.96	12.12	12.11	12.11
Worst Performing Comparator TDF	8.73	9.16	9.50	9.85	10.20	10.24	10.22	10.22
BlackRock Rank (out of 5)	Last	Last	Last	Last	Last	4	4	4

5-Year Return as of 4Q20	2025	2030	2035	2040	2045	2050	2055	2060
BlackRock TDF	9.19	10.02	10.81	11.48	11.97	12.16	12.18	12.17
Best Performing Comparator TDF	10.63	11.34	12.44	12.99	13.22	13.36	13.35	13.35
Worst Performing Comparator TDF	9.87	10.51	11.11	11.71	12.09	12.10	12.09	12.08
BlackRock Rank (out of 5)	Last	Last	Last	Last	Last	4	4	4

- As of the end of the First Quarter of 2021, a fiduciary prudently monitoring the BlackRock TDFs would have observed the below performance issues.

3-Year Return as of 1Q21	2025	2030	2035	2040	2045	2050	2055	2060
BlackRock TDF	9.07	10.00	10.89	11.66	12.30	12.62	12.68	12.67
Best Performing Comparator TDF	10.64	11.45	12.37	13.07	13.29	13.47	13.45	13.41
Worst Performing Comparator TDF	9.62	10.26	10.86	11.43	12.03	12.09	12.07	12.06
BlackRock Rank (out of 5)	Last	Last	4	4	4	4	3	3

5-Year Return as of 1Q21	2025	2030	2035	2040	2045	2050	2055	2060
BlackRock TDF	9.02	10.09	11.12	12.02	12.67	12.95	12.98	12.97
Best Performing Comparator TDF	11.14	12.09	13.08	13.75	14.02	14.19	14.18	14.15
Worst Performing Comparator TDF	9.95	10.77	11.57	12.36	12.89	12.93	12.92	12.91
BlackRock Rank (out of 5)	Last	Last	Last	Last	Last	4	4	4

- As of the end of the Second Quarter of 2021, a fiduciary prudently monitoring the BlackRock TDFs would have observed the below performance issues.

3-Year Return as of 2Q21	2025	2030	2035	2040	2045	2050	2055	2060
BlackRock TDF	10.39	11.50	12.57	13.49	14.26	14.67	14.75	14.74
Best Performing Comparator TDF	12.24	13.18	14.02	14.80	15.25	15.27	15.24	15.22
Worst Performing Comparator TDF	11.06	11.87	12.60	13.31	14.07	14.15	14.13	14.13
BlackRock Rank (out of 5)	Last	Last	Last	4	4	3	3	3

5-Year Return as of 2Q21	2025	2030	2035	2040	2045	2050	2055	2060
BlackRock TDF	9.53	10.75	11.92	12.96	13.71	14.05	14.09	14.07
Best Performing Comparator TDF	11.85	12.94	13.88	14.69	15.08	15.11	15.11	15.09
Worst Performing Comparator TDF	10.40	11.49	12.39	13.30	13.93	13.97	13.96	13.96
BlackRock Rank (out of 5)	Last	Last	Last	Last	Last	4	4	4

- As of the end of the Third Quarter of 2021, a fiduciary prudently monitoring the BlackRock TDFs would have observed the below performance issues.

3-Year Return as of 3Q21	2025	2030	2035	2040	2045	2050	2055	2060
BlackRock TDF	9.48	10.38	11.24	11.98	12.62	12.96	13.03	13.02
Best Performing Comparator TDF	11.24	12.05	12.83	13.49	13.93	13.92	13.88	13.88
Worst Performing Comparator TDF	9.86	10.45	11.01	11.55	12.17	12.24	12.24	12.23
BlackRock Rank (out of 5)	Last	Last	4	4	3	3	3	3

5-Year Return as of 3Q21	2025	2030	2035	2040	2045	2050	2055	2060
BlackRock TDF	8.83	9.92	10.97	11.88	12.55	12.85	12.89	12.88
Best Performing Comparator TDF	10.78	11.75	12.79	13.52	13.79	13.99	13.98	13.97
Worst Performing Comparator TDF	9.61	10.44	11.24	12.03	12.62	12.66	12.65	12.64
BlackRock Rank (out of 5)	Last	Last	Last	Last	Last	4	4	4

- As of the end of the Fourth Quarter of 2021, a fiduciary prudently monitoring the BlackRock TDFs would have observed the below performance issues.

3-Year Return as of 4Q21	2025	2030	2035	2040	2045	2050	2055	2060
BlackRock TDF	13.26	15.03	16.74	18.26	19.51	20.15	20.26	20.25
Best Performing Comparator TDF	15.78	17.25	18.75	19.96	20.36	20.53	20.54	20.51
Worst Performing Comparator TDF	14.17	15.45	16.66	17.89	19.06	19.19	19.18	19.17
BlackRock Rank (out of 5)	Last	Last	4	4	3	3	3	3

5-Year Return as of 4Q21	2025	2030	2035	2040	2045	2050	2055	2060
BlackRock TDF	9.54	10.74	11.88	12.90	13.67	14.03	14.09	14.07
Best Performing Comparator TDF	11.51	12.53	13.97	14.75	15.02	15.17	15.17	15.13
Worst Performing Comparator TDF	10.35	11.23	12.06	12.88	13.55	13.62	13.61	13.61
BlackRock Rank (out of 5)	Last	Last	Last	4	4	3	3	3

- As of the end of the First Quarter of 2022, a fiduciary prudently monitoring the BlackRock TDFs would have observed the below performance issues.

3-Year Return as of 1Q22	2025	2030	2035	2040	2045	2050	2055	2060
BlackRock TDF	8.34	9.65	10.89	11.98	12.89	13.35	13.44	13.42
Best Performing Comparator TDF	10.14	11.07	12.36	13.08	13.27	13.27	13.13	13.13
Worst Performing Comparator TDF	8.92	9.84	10.77	11.68	12.61	12.74	12.71	12.71
BlackRock Rank (out of 5)	Last	Last	4	4	3	1	1	1

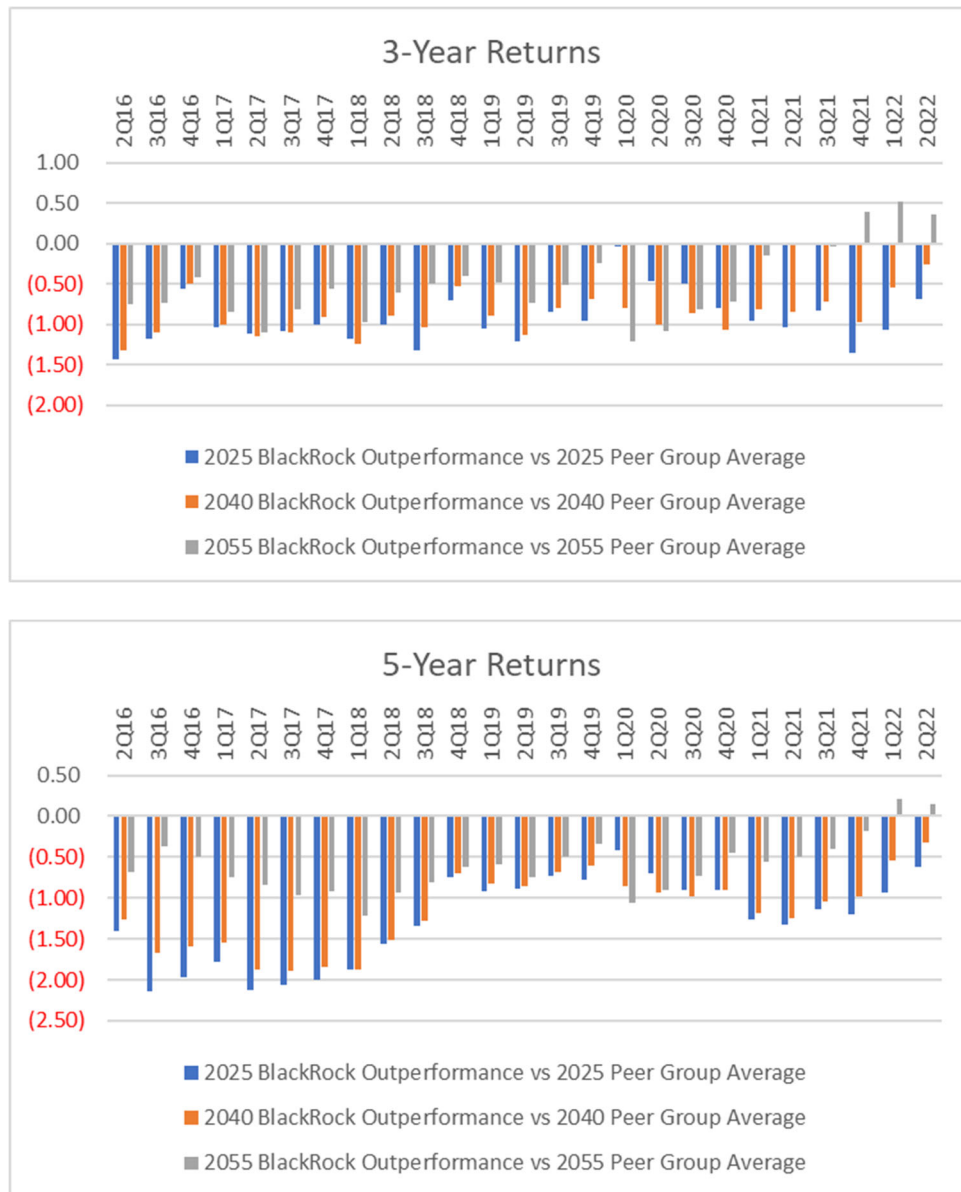
5-Year Return as of 1Q22	2025	2030	2035	2040	2045	2050	2055	2060
BlackRock TDF	7.58	8.64	9.64	10.52	11.19	11.51	11.56	11.54
Best Performing Comparator TDF	9.06	9.85	11.14	11.72	11.89	11.95	11.86	11.82
Worst Performing Comparator TDF	8.14	8.85	9.57	10.28	10.89	10.96	10.95	10.95
BlackRock Rank (out of 5)	Last	Last	4	4	3	2	2	2

- As of the end of the Second Quarter of 2022, a fiduciary prudently monitoring the BlackRock TDFs would have observed the below performance issues.

3-Year Return as of 2Q22	2025	2030	2035	2040	2045	2050	2055	2060
BlackRock TDF	3.55	4.28	4.97	5.54	6.00	6.20	6.23	6.21
Best Performing Comparator TDF	5.06	5.46	6.33	6.48	6.43	6.25	5.99	5.90
Worst Performing Comparator TDF	3.49	4.15	4.80	5.35	5.67	5.68	5.68	5.65
BlackRock Rank (out of 5)	4	3	4	4	2	2	1	1

5-Year Return as of 2Q22	2025	2030	2035	2040	2045	2050	2055	2060
BlackRock TDF	4.82	5.48	6.10	6.62	6.99	7.14	7.16	7.14
Best Performing Comparator TDF	5.91	6.52	7.39	7.60	7.64	7.59	7.41	7.35
Worst Performing Comparator TDF	5.07	5.50	5.96	6.42	6.80	6.81	6.80	6.79
BlackRock Rank (out of 5)	Last	Last	4	4	2	2	2	2

41. The BlackRock TDFs dramatically, repeatedly underperformed the average return of the Comparator TDFs for virtually the entire relevant period, as demonstrated in the charts below comparing the three- and five-year annualized returns of several representative vintages of the BlackRock TDFs to those of the same iterations of the Comparator TDFs, namely the 2025, 2040, and 2055 TDFs, which are the second-shortest dated (2025) and second-longest dated (2055) BlackRock TDFs, as well as the fund that represents the midpoint of the nine vintages for which there were at least three-year trailing returns (2040). These three vintages represent conservative, moderate and aggressive stages along the BlackRock TDF glidepath and are representative of the shortcomings of the entire suite.

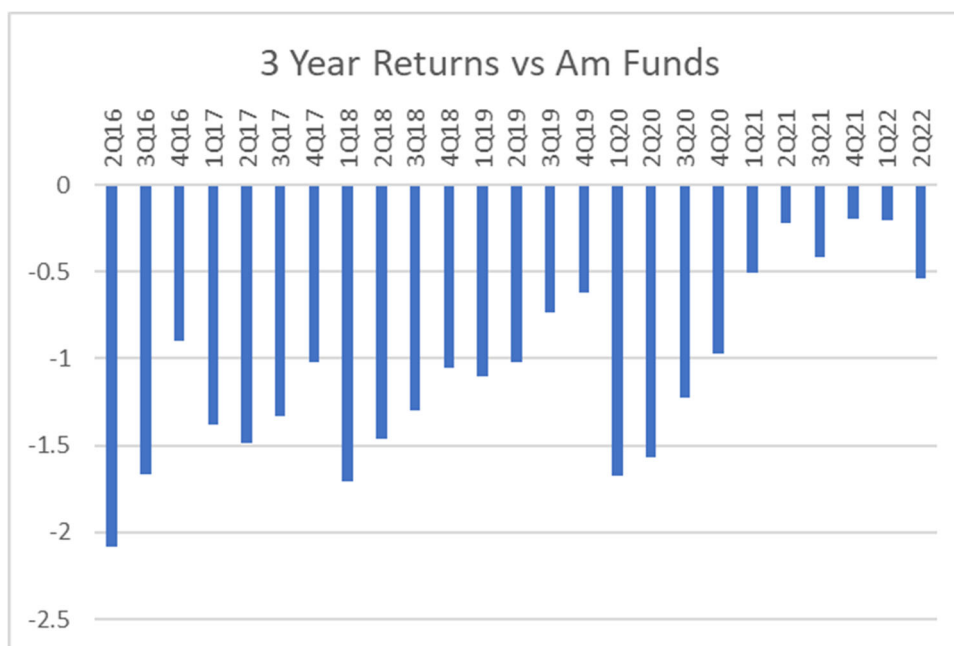


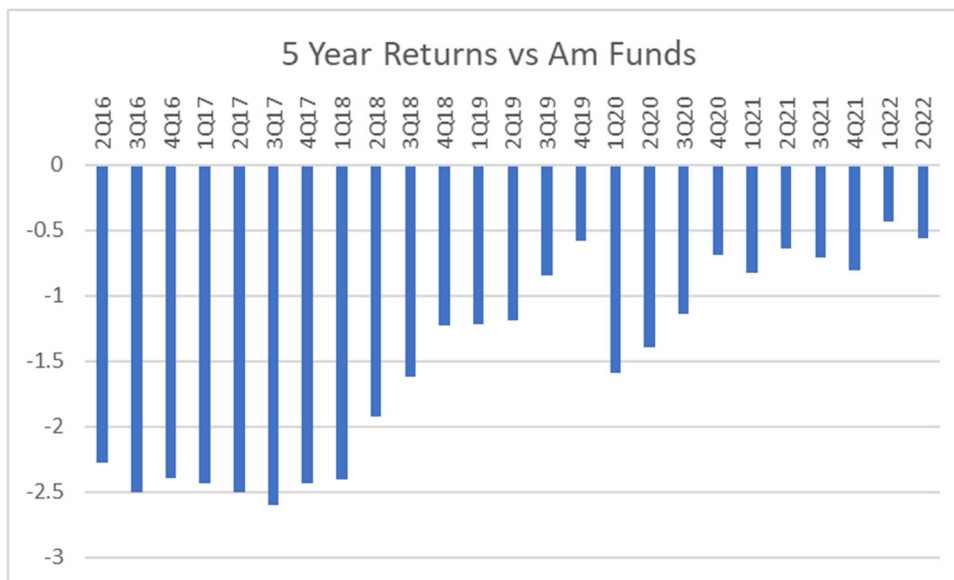
42. These returns, and all returns cited in this Complaint, are annualized, meaning the differences in the returns between the BlackRock TDFs and Comparator TDFs are equivalent to the specified difference in *each* of the three or five years in the period *compounded*. This is not the same as saying the funds underperformed by the specified amount over the entire time period. These are persistent and substantial shortcomings that could not have supported a determination by prudent fiduciaries that the BlackRock TDFs could be justifiably retained in the Plan.

43. Again, the above information was readily obtainable and computable by Defendants in real time throughout the relevant period. Defendants, however, neglected to undertake any analysis of the BlackRock TDFs against appropriate peers using the above or other important performance metrics. If Defendants had taken their fiduciary duties seriously during the Class Period, they would have replaced the BlackRock TDFs with a suitable alternative TDF. Their failure to do so caused Plan participants to miss out on substantial investment returns for their retirement savings.

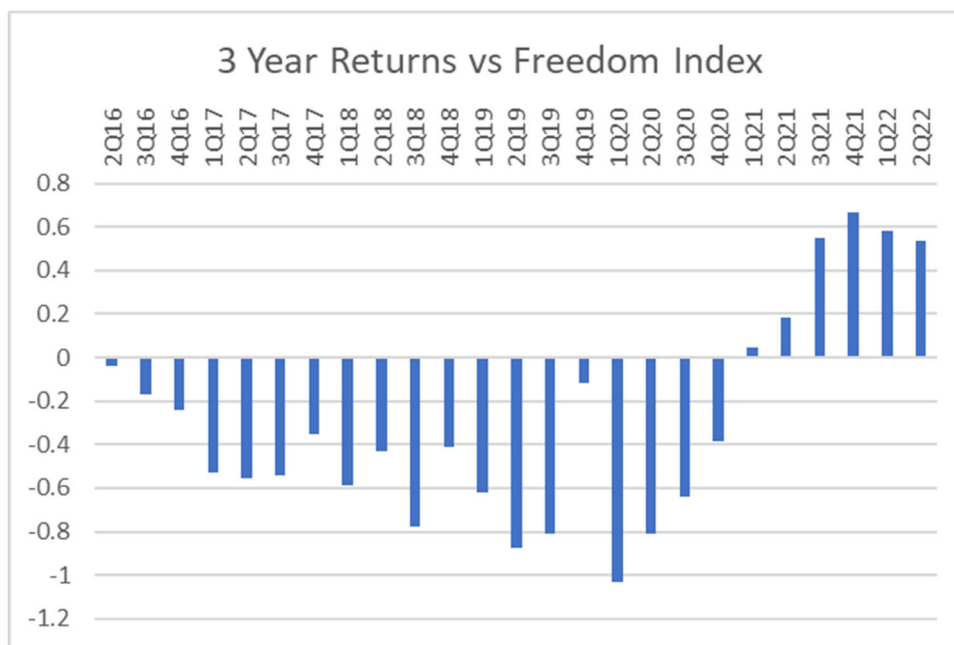
44. The consistently deplorable performance of the BlackRock TDFs was also visible at the suite level throughout the pertinent period. The below charts demonstrate the rolling out- or underperformance of the BlackRock TDFs versus each of the Comparator TDFs, weighting the returns of each distinct vintage equally to produce an aggregate suite-level return, another form of TDF analysis regularly undertaken by all investment advisors and competent fiduciaries.

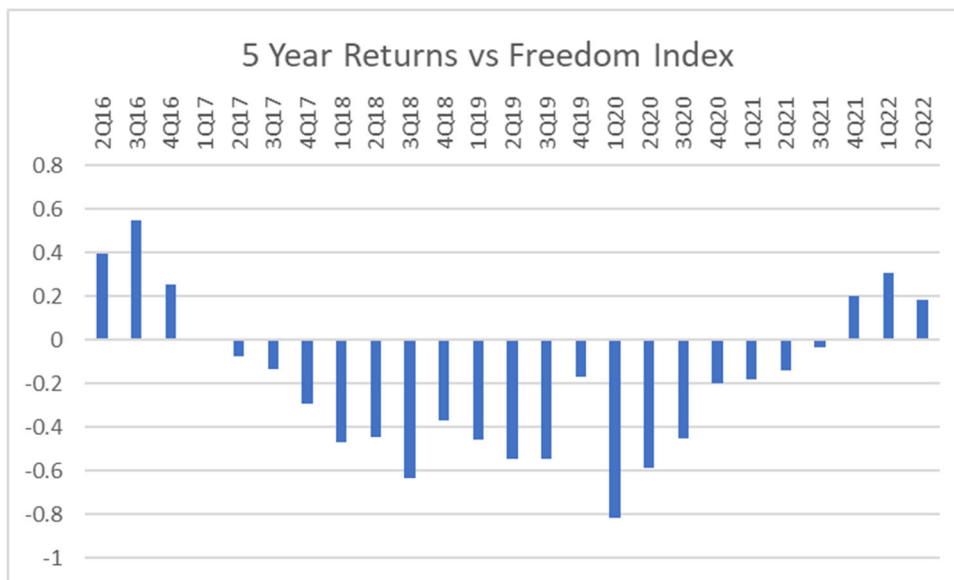
BlackRock Rolling Returns vs American Funds



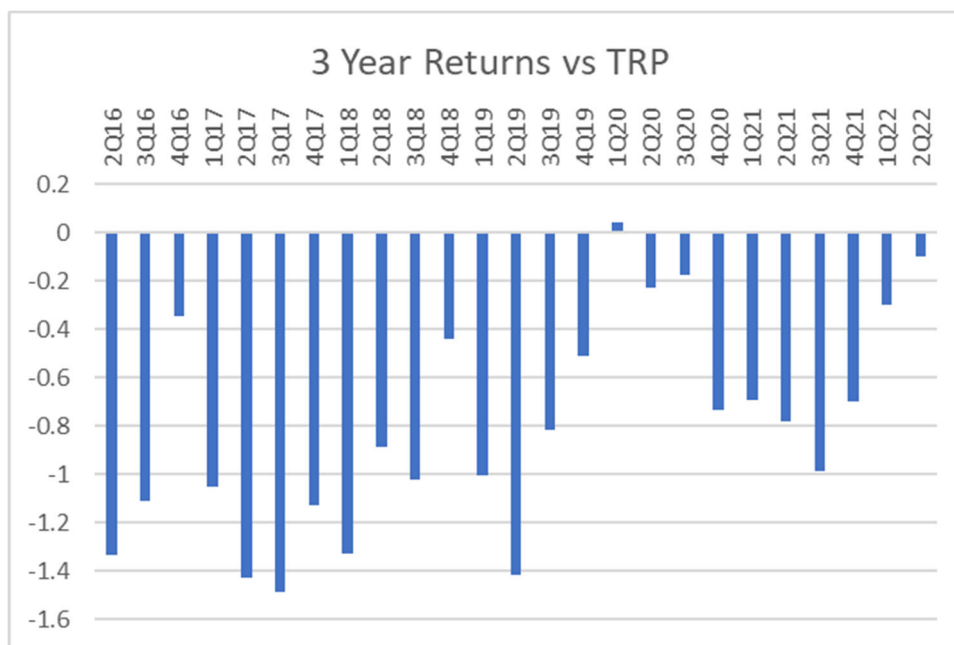


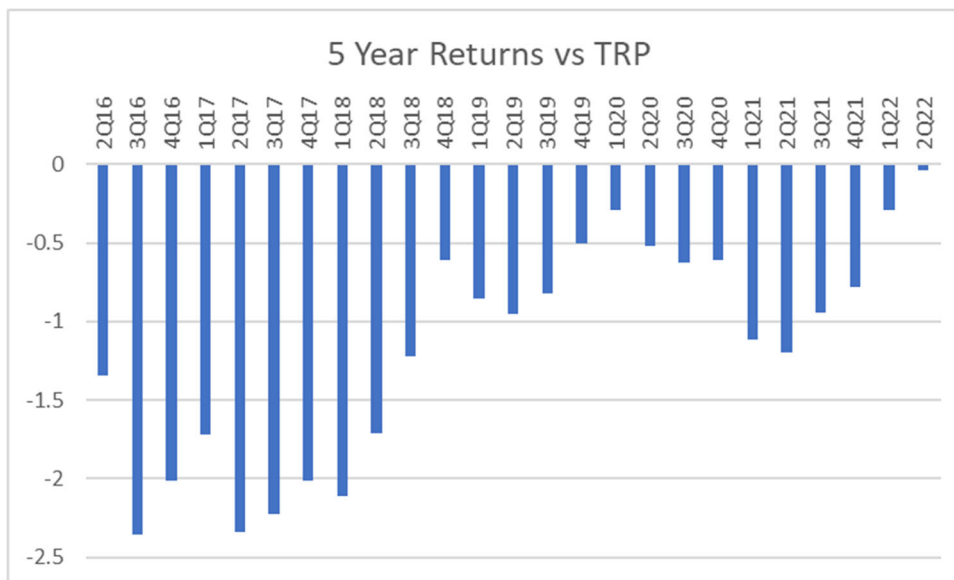
BlackRock Rolling Returns vs Fidelity Freedom Index



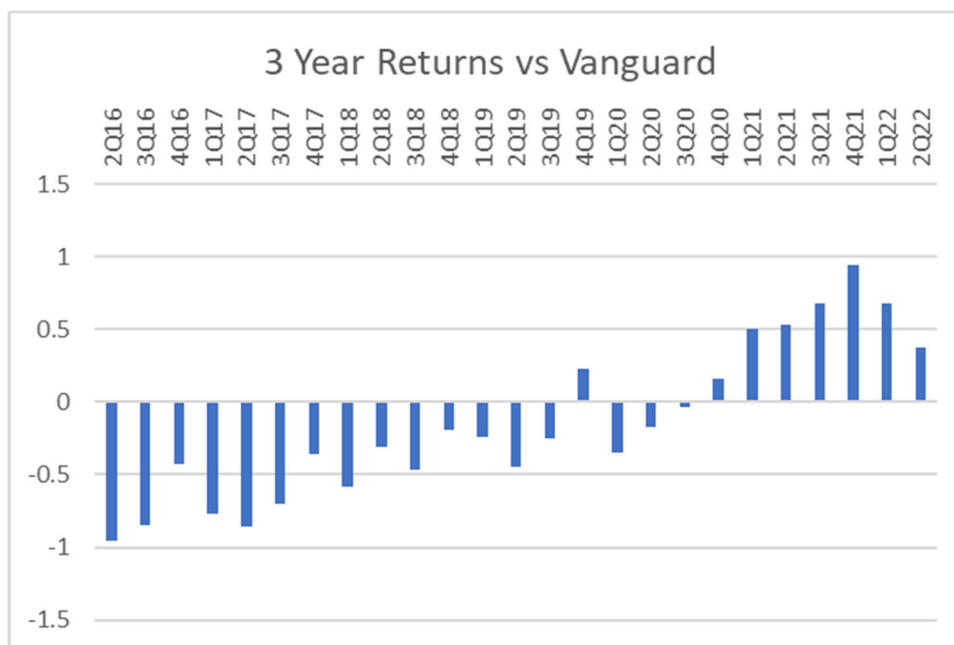


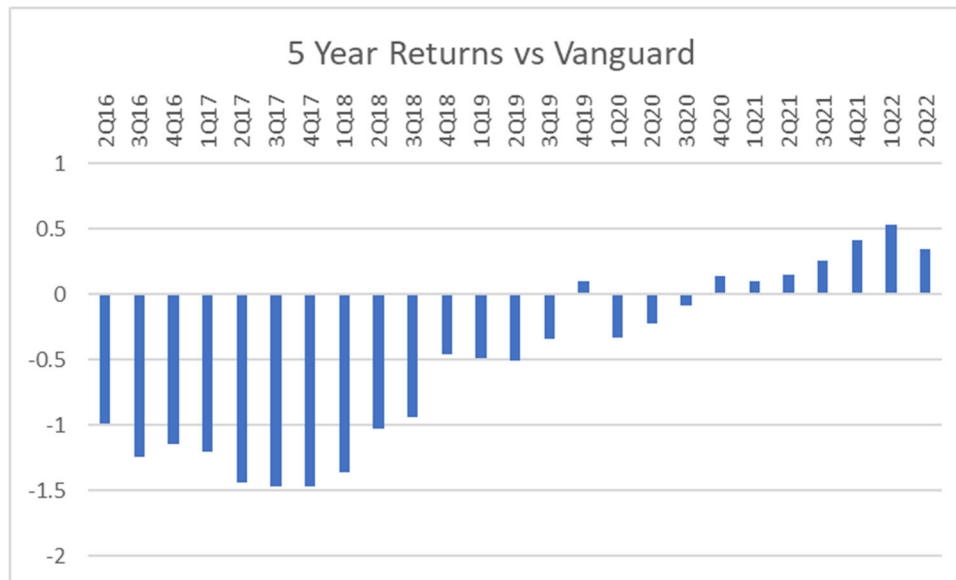
BlackRock Rolling Returns vs T. Rowe Price





BlackRock Rolling Returns vs Vanguard

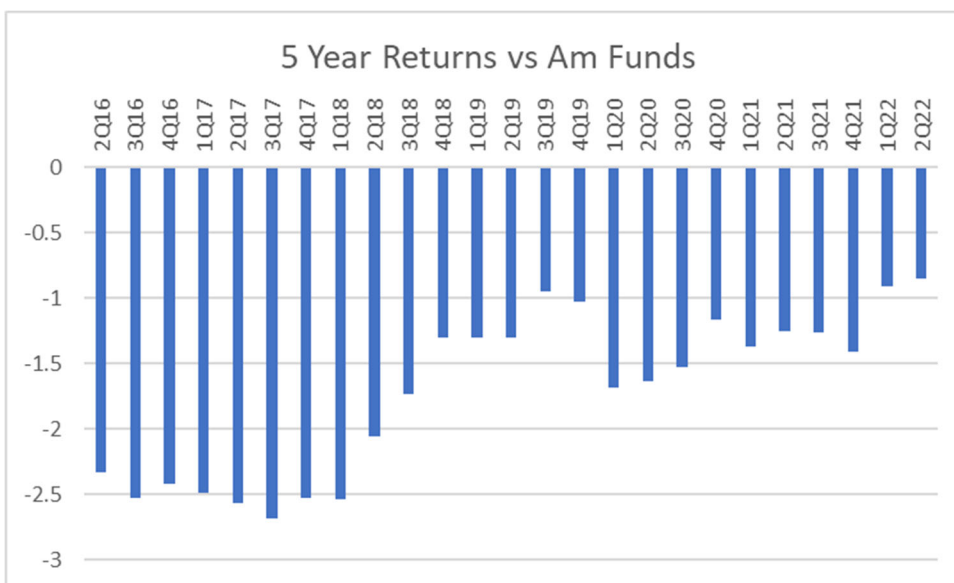
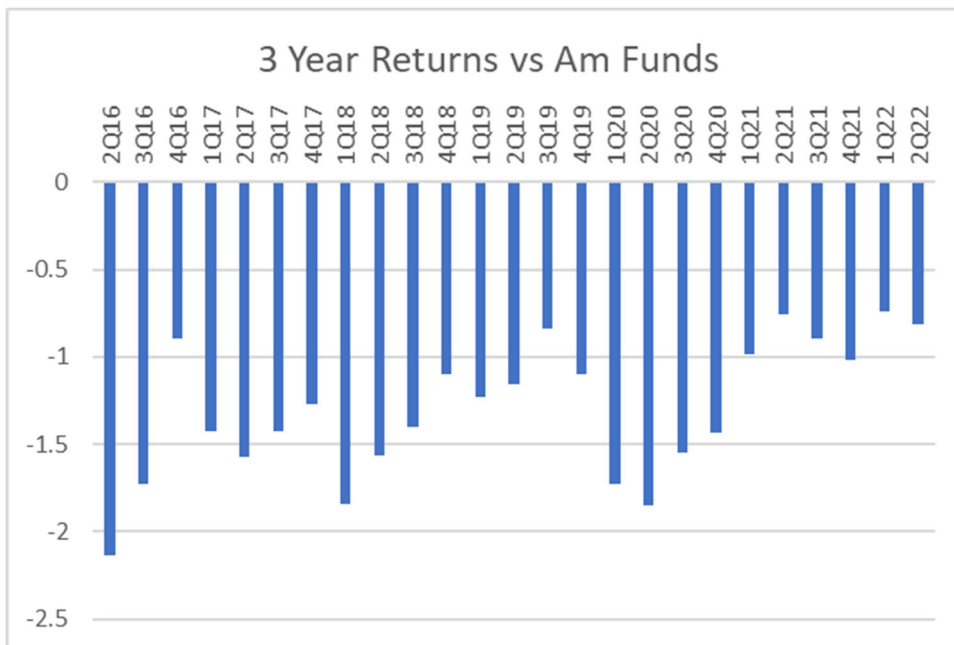


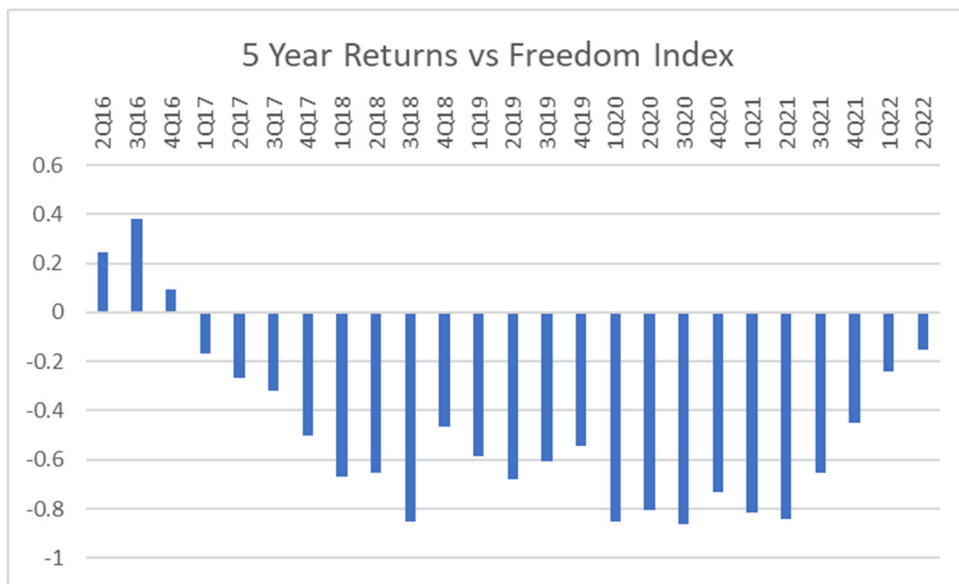
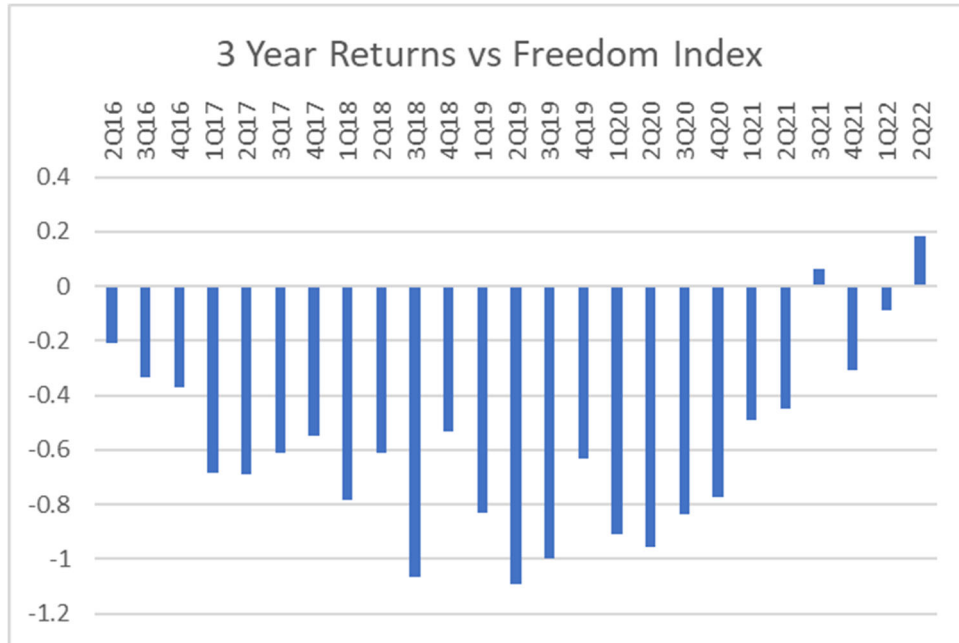


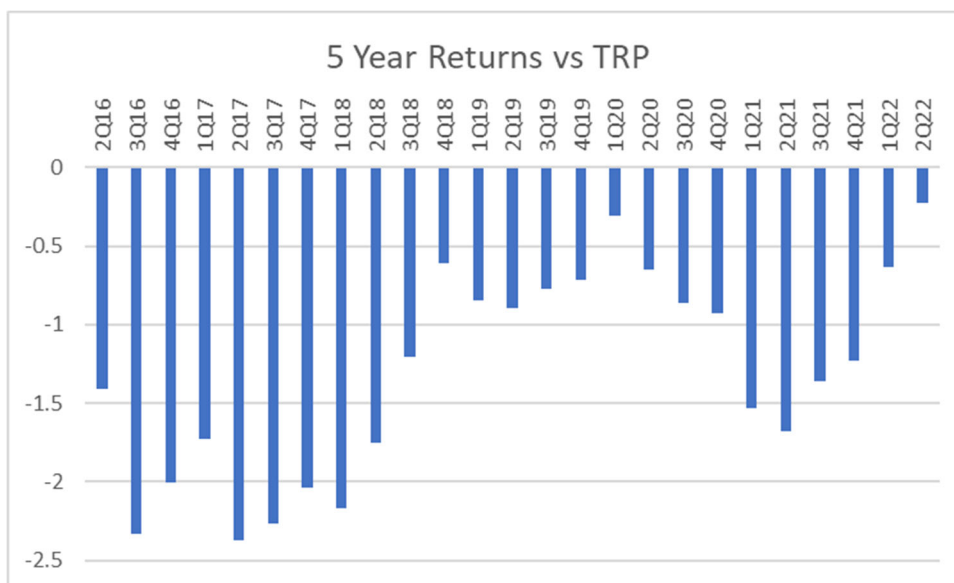
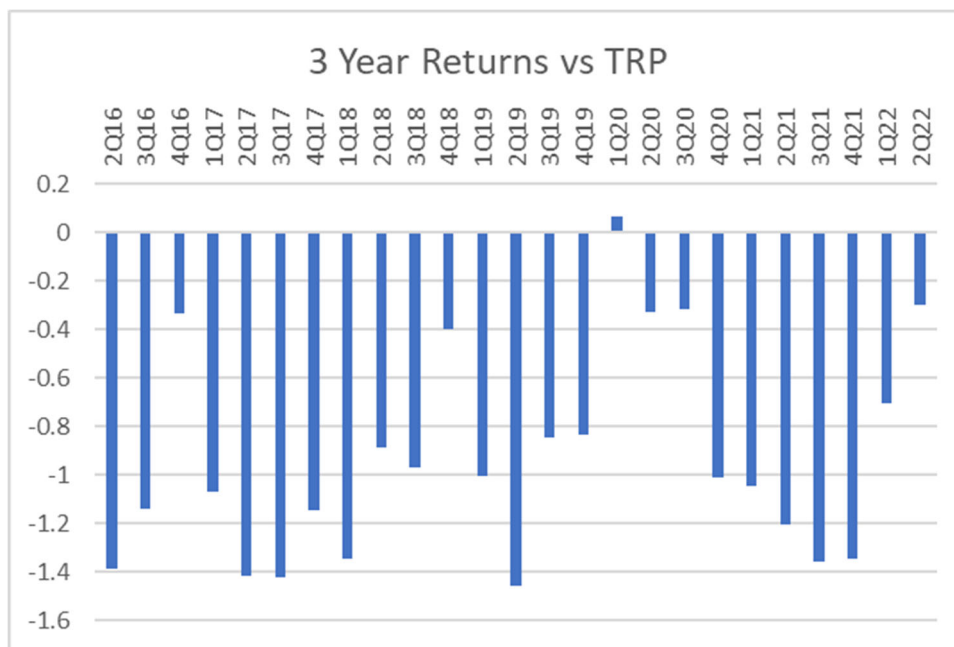
45. The returns of each vintage of a TDF suite, however, are not experienced by a Plan in equal measure, as Plan assets are distributed in different quantities across the glide path depending on a multitude of Plan specific factors. Accordingly, prudent fiduciaries will perform the same analysis as set forth above to compare aggregate suite-level returns that are asset-weighted.¹²

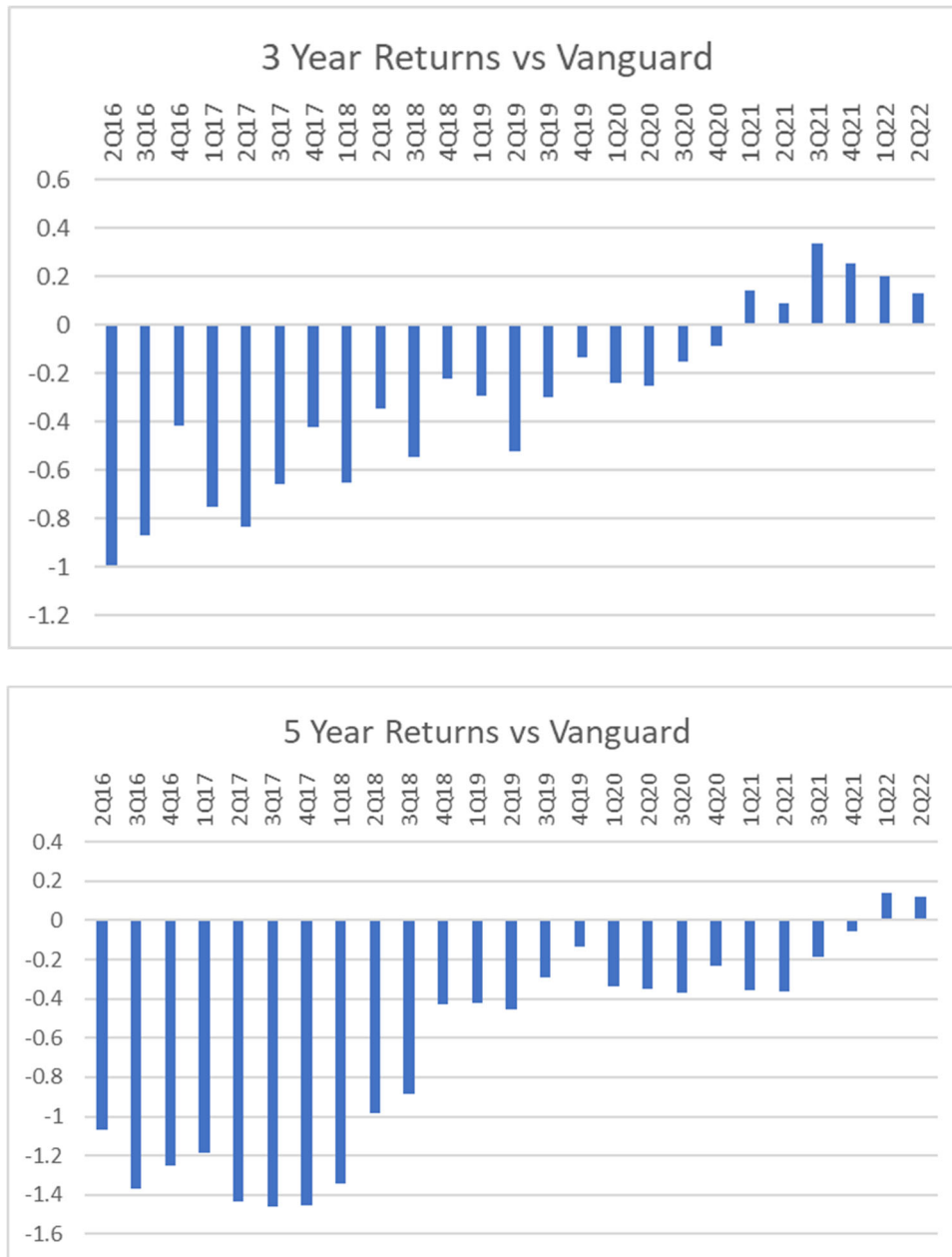
¹²Returns are weighted according to the asset levels invested in each vintage of the BlackRock TDFs at the start of the Class Period. For example, if the Plan had \$100 million in total assets in the BlackRock TDFs, \$10 million of which was invested in the 2030 vintage, the returns of the 2030 vintage would be given a 10% weight in the performance composite.

BlackRock Rolling Returns vs American Funds



BlackRock Rolling Returns vs Fidelity Freedom Index

BlackRock Rolling Returns vs T. Rowe Price

BlackRock Rolling Returns vs Vanguard

46. Defendants had immediate access to historical and then-current returns data for the BlackRock TDFs, and could have sought comparative data from Fidelity, Financial Engines and/or the Plan's other service providers, or obtained it themselves in real time through just a few clicks of a computer mouse.

47. The troubling pattern identified above, which persisted for the entire Class Period, was ignored by Defendants, who neglected to appropriately scrutinize the BlackRock TDFs against any of the many superior TDFs available in the market. If Defendants had taken their fiduciary duties seriously during the Class Period, they would have replaced the BlackRock TDFs with a suitable alternative TDF suite. Their failure to do so caused Plan participants to miss out on substantial investment returns for their retirement savings.

V. ERISA'S FIDUCIARY STANDARDS

48. ERISA imposes strict fiduciary duties of loyalty and prudence upon the Defendants as fiduciaries of the Plan. Section 404(a) of ERISA, 29 U.S.C. § 1104(a), states, in relevant part, as follows:

[A] fiduciary shall discharge his duties with respect to a plan solely in the interest of the participants and beneficiaries and -

(A) for the exclusive purpose of

(i) providing benefits to participants and their beneficiaries; and

(ii) defraying reasonable expenses of administering the plan;

[and]

(B) with the care, skill, prudence, and diligence under the circumstances then prevailing that a prudent man acting in a like capacity and familiar with such matters would use in the conduct of an enterprise of like character and with like aims.

49. Under 29 U.S.C. § 1103(c)(1), with certain exceptions not relevant here, the assets of a plan shall never inure to the benefit of any employer and shall be held for the exclusive purposes of providing benefits to participants in a plan and their beneficiaries and defraying reasonable expenses of administering the plan.

50. Under ERISA, parties that exercise any authority or control over plan assets, including the selection of plan investments and service providers, are fiduciaries and must act prudently and solely in the interest of participants in a plan.

51. ERISA's fiduciary duties are "the highest known to the law" and must be performed "with an eye single" to the interests of participants. *Donovan v. Bierwirth*, 680 F.2d 263, 271, 272 n. 8 (2d Cir. 1982).

52. ERISA also imposes explicit co-fiduciary liabilities on plan fiduciaries. Section 405(a) of ERISA, 29 U.S.C. § 1105(a) provides a cause of action against a fiduciary for knowingly participating in a breach by another fiduciary and knowingly failing to cure any breach of duty. ERISA states, in relevant part, as follows:

In addition to any liability which he may have under any other provision of this part, a fiduciary with respect to a plan shall be liable for a breach of fiduciary responsibility of another fiduciary with respect to the same plan in the following circumstances:

- (1) if he participates knowingly in, or knowingly undertakes to conceal, an act or omission of such other fiduciary, knowing such act or omission is a breach; or
- (2) if, by his failure to comply with section 404(a)(1) in the administration of his specific responsibilities which give risk to his status as a fiduciary, he has enabled such other fiduciary to commit a breach; or
- (3) if he has knowledge of a breach by such other fiduciary, unless he makes reasonable efforts under the circumstances to remedy the breach.

53. Section 502(a)(2) of ERISA, 29 U.S.C. § 1132(a)(2) authorizes a plan participant to bring a civil action to enforce a breaching fiduciary's liability to the plan under Section 409, 29 U.S.C. § 1109. Section 409(a) of ERISA provides, in relevant part:

Any person who is a fiduciary with respect to a plan who breaches any of the responsibilities, obligations, or duties imposed upon

fiduciaries by this subchapter shall be personally liable to make good to such plan any losses to the plan resulting from each such breach, and to restore to such plan any profits of such fiduciary which have been made through use of assets of the plan by the fiduciary, and shall be subject to such other equitable or remedial relief as the court may deem appropriate, including removal of such fiduciary.

VI. CLASS ALLEGATIONS

54. This action is brought as a class action by Plaintiffs on behalf of themselves and the following proposed Class:

All participants and beneficiaries in the Cisco Systems, Inc. 401(k) Plan at any time on or after July 29, 2016 and continuing to the date of judgment, or such earlier date that the Court determines is appropriate and just, including any beneficiary of a deceased person who was a participant in the Plan at any time during the Class Period.

Excluded from the Class are Defendants and the Judge to whom this case is assigned or any other judicial officer having responsibility for this case who is a beneficiary.

55. This action may be maintained as a class action pursuant to Rule 23 of the Federal Rules of Civil Procedure.

56. **Numerosity**. Plaintiffs are informed and believe that there are at least thousands of Class members throughout the United States. As a result, the members of the Class are so numerous that their individual joinder in this action is impracticable.

57. **Commonality**. There are numerous questions of fact and/or law that are common to Plaintiffs and all the members of the Class, including, but not limited to the following:

(a) Whether Defendants failed and continue to fail to discharge their duties with respect to the Plan solely in the interest of the Plan's participants for the exclusive purpose of providing benefits to participants and their beneficiaries;

(b) Whether Defendants breached their fiduciary duties under ERISA by failing to defray the reasonable expenses of administering the Plan; and

(c) Whether and what form of relief should be afforded to Plaintiffs and the Class.

58. **Typicality.** Plaintiffs, who are members of the Class, have claims that are typical of all the members of the Class. Plaintiffs' claims and all the Class members' claims arise out of the same uniform course of conduct by Defendants and arise under the same legal theories that are applicable as to all other members of the Class. In addition, Plaintiffs seek relief for the Plan under the same remedial theories that are applicable as to all other members of the Class.

59. **Adequacy of Representation.** Plaintiffs will fairly and adequately represent the interests of the members of the Class. Plaintiffs have no conflicts of interest with other members of the Class or interests that are any different from the other members of the Class. Plaintiffs have retained competent counsel experienced in class action and other complex litigation, including class actions under ERISA.

60. **Potential Risks and Effects of Separate Actions.** The prosecution of separate actions by or against individual Class members would create a risk of: (A) inconsistent or varying adjudications with respect to individual Class members that would establish incompatible standards of conduct for the party opposing the Class; or (B) adjudications with respect to individual class members that, as a practical matter, would be dispositive of the interests of the other members not parties to the individual adjudications or would substantially impair or impede their ability to protect their interests.

61. **Predominance.** Common questions of law and fact predominate over questions affecting only individual Class members, and the Court, as well as the parties, will spend the vast majority of their time working to resolve these common issues. Indeed, virtually the only

individual issues of significance will be the exact amount of damages recovered by each Class member, the calculation of which will ultimately be a ministerial function and which does not bar Class certification.

62. **Superiority.** A class action is superior to all other feasible alternatives for the resolution of this matter. The vast majority of, if not all, Class members are unaware of Defendants' breaches of fiduciary duty and prohibited transactions such that they will never bring suit individually. Furthermore, even if they were aware of the claims they have against Defendants, the claims of virtually all Class members would be too small to economically justify individual litigation. Finally, individual litigation of multiple cases would be highly inefficient, a gross waste of the resources of the courts and of the parties, and potentially could lead to inconsistent results that would be contrary to the interests of justice.

63. **Manageability.** This case is well-suited for treatment as a class action and easily can be managed as a class action since evidence of both liability and damages can be adduced, and proof of liability and damages can be presented on a Class-wide basis, while the allocation and distribution of damages to Class members would be essentially a ministerial function.

64. Defendants have acted on grounds generally applicable to the Class by uniformly subjecting them to the breaches of fiduciary duty described above. Accordingly, injunctive relief, as well as legal and/or equitable monetary relief (such as disgorgement and/or restitution), along with corresponding declaratory relief, are appropriate with respect to the Class as a whole.

65. Plaintiffs' counsel will fairly and adequately represent the interests of the Class and are best able to represent the interests of the Class under Rule 23(g) of the Federal Rules of

Civil Procedure. Moreover, treating this case as a class action is superior to proceeding on an individual basis and there will be no difficulty in managing this case as a class action.

66. Therefore, this action should be certified as a class action under Rules 23(a) and 23(b)(1) and/or 23(b)(3) of the Federal Rules of Civil Procedure.

COUNT I
(For Breach of Fiduciary Duty)

67. Plaintiffs incorporate by reference the allegations in the previous paragraphs of this Complaint as if fully set forth herein.

68. Defendants' conduct, as set forth above, violates their fiduciary duties under Sections 404(a)(1)(A), (B) and (D) of ERISA, 29 U.S.C. § 1104(a)(1)(A), (B) and (D), in that Defendants failed and continue to fail to discharge their duties with respect to the Plan solely in the interest of the Plan's participants and beneficiaries and (a) for the exclusive purpose of (i) providing benefits to participants and their beneficiaries; and (ii) defraying reasonable expenses of administering the Plan with (b) the care, skill, prudence, and diligence under the circumstances then prevailing that a prudent man acting in a like capacity and familiar with such matters would use in the conduct of an enterprise of a like character and with like aims, and (c) by failing to act in accordance with the documents and instruments governing the Plan. In addition, as set forth above, Defendants violated their respective fiduciary duties under ERISA to monitor other fiduciaries of the Plan in the performance of their duties.

69. To the extent that any of the Defendants did not directly commit any of the foregoing breaches of fiduciary duty, at the very minimum, each such Defendant is liable under 29 U.S.C. § 1105(a) because he, she, they, or it was a co-fiduciary and knowingly participated in, or concealed, a breach by another fiduciary, enabled another fiduciary to commit breaches of fiduciary duty in the administration of his, her, their, or its specific responsibilities giving rise to

his, her, their, or its fiduciary status, or knowingly failed to cure a breach of fiduciary duty by another fiduciary and failed to take reasonable efforts to remedy the breach.

70. As a direct result of Defendants' breaches of duties, the Plan has suffered losses and damages.

71. Pursuant to Sections 409 and 502(a)(2) of ERISA, 29 U.S.C. §§ 1109 and 1132, Defendants are liable to restore to the Plan the losses that have been suffered as a direct result of Defendants' breaches of fiduciary duty and are liable for damages and any other available equitable or remedial relief, including prospective injunctive and declaratory relief, and attorneys' fees, costs, and other recoverable expenses of litigation.

COUNT II
(Failure to Monitor Fiduciaries and Co-Fiduciary Breaches)

72. Plaintiffs incorporate by reference the allegations in the previous paragraphs of this Complaint as if fully set forth herein.

73. Cisco is responsible for appointing, overseeing, and removing members of the Administrative Committee, who, in turn, are responsible for appointing, overseeing, and removing members of the Committee.

74. In light of its appointment and supervisory authority, Cisco had a fiduciary responsibility to monitor the performance of the Committee and its members. In addition, Cisco and the Administrative Committee had a fiduciary responsibility to monitor the performance of the members of the Committee.

75. A monitoring fiduciary must ensure that the monitored fiduciaries are performing their fiduciary obligations, including those with respect to the investment and holding of Plan assets, and must take prompt and effective action to protect the Plan and participants when they are not.

76. To the extent that fiduciary monitoring responsibilities of Cisco or the Committee was delegated, each Defendant's monitoring duty included an obligation to ensure that any delegated tasks were being performed prudently and loyally.

77. Cisco and the Committee breached their fiduciary monitoring duties by, among other things:

- (a) Failing to monitor and evaluate the performance of their appointees or have a system in place for doing so, standing idly by as the Plan suffered enormous losses as a result of the appointees' imprudent actions and omissions with respect to the Plan;

- (b) Failing to monitor their appointees' fiduciary processes, which would have alerted a prudent fiduciary to the breaches of fiduciary duties described herein, in clear violation of ERISA; and

- (c) Failing to remove appointees whose performances were inadequate in that they continued to maintain imprudent, excessively costly, and poorly performing investments within the Plan, all to the detriment of the Plan and its participants' retirement savings.

78. As a consequence of these breaches of the fiduciary duty to monitor, the Plan suffered substantial losses. Had Cisco and the Committee discharged their fiduciary monitoring duties prudently as described above, the losses suffered by the Plan would have been minimized or avoided. Therefore, as a direct result of the breaches of fiduciary duties alleged herein, the Plan and its participants have lost millions of dollars of retirement savings.

79. Cisco and the Committee are liable under 29 U.S.C. § 1109(a) to make good to the Plan any losses to the Plan resulting from the breaches of fiduciary duties alleged in this Count, to restore to the Plan any profits made through use of Plan assets, and are subject to other

equitable or remedial relief as appropriate.

80. Each of the Defendants also knowingly participated in the breaches of the other Defendants, knowing that such acts constituted breaches; enabled the other Defendants to commit breaches by failing to lawfully discharge their own fiduciary duties; and knew of the breaches by the other Defendants and failed to make any reasonable effort under the circumstances to remedy the breaches. Defendants, thus, are liable for the losses caused by the breaches of their co-fiduciaries under 29 U.S.C. § 1105(a).

COUNT III
(In the Alternative, Liability for Knowing Breach of Trust)

81. Plaintiffs incorporate by reference the allegations in the previous paragraphs of this Complaint as if fully set forth herein.

82. In the alternative, to the extent that any of the Defendants are not deemed a fiduciary or co-fiduciary under ERISA, each such Defendant should be enjoined or otherwise subject to equitable relief as a non-fiduciary from further participating in a knowing breach of trust.

83. To the extent any of the Defendants are not deemed to be fiduciaries and/or are not deemed to be acting as fiduciaries for any and all applicable purposes, any such Defendants are liable for the conduct at issue here, since all Defendants possessed the requisite knowledge and information to avoid the fiduciary breaches at issue here and knowingly participated in breaches of fiduciary duty by permitting the Plan to offer a menu of imprudent investment options, all of which was unjustifiable in light of the size and characteristics of the Plan.

PRAYER FOR RELIEF

WHEREFORE, Plaintiffs, on behalf of themselves, the Class and the Plan, demand judgment against Defendants for the following relief:

- (a) Declaratory and injunctive relief pursuant to Section 502 of ERISA, 29 U.S.C. § 1132, as detailed above;
- (b) Equitable, legal or remedial relief to return all losses to the Plan and/or for restitution and/or damages as set forth above, plus all other equitable or remedial relief as the Court may deem appropriate pursuant to Sections 409 and 502 of ERISA, 29 U.S.C. §§ 1109 and 1132;
- (c) Pre-judgment and post-judgment interest at the maximum permissible rates, whether at law or in equity;
- (d) Attorneys' fees, costs and other recoverable expenses of litigation; and
- (e) Such further and additional relief to which the Plan may be justly entitled and the Court deems appropriate and just under all of the circumstances.

NOTICE PURSUANT TO ERISA § 502(h)

To ensure compliance with the requirements of Section 502(h) of ERISA, 29 U.S.C. § 1132(h), the undersigned hereby affirms that, on this date, a true and correct copy of this Complaint was served upon the Secretary of Labor and the Secretary of the Treasury by certified mail, return receipt requested.

DATED: July 29, 2022

Respectfully submitted,

/s/ Kolin C. Tang
Kolin C. Tang
Miller Shah LLP
3 Embarcadero Center, Suite 1650
San Francisco, CA 94111
Telephone: (866) 540-5505
Facsimile: (866) 300-7367
Email: kctang@millershah.com

James E. Miller
Laurie Rubinow
Miller Shah LLP

65 Main Street
Chester, CT 06412
Telephone: (866) 540-5505
Facsimile: (866) 300-7367
Email: jemiller@millershah.com
lrubinow@millershah.com

James C. Shah
Alec J. Berin
Miller Shah LLP
1845 Walnut Street, Suite 806
Philadelphia, PA 19103
Telephone: (866) 540-5505
Facsimile: (866) 300-7367
Email: jcshah@millershah.com
ajberin@millershah.com

*Attorneys for Plaintiffs, the Plan
and the Proposed Class*

CIVIL COVER SHEET

The JS 44 civil cover sheet and the information contained herein neither replace nor supplement the filing and service of pleadings or other papers as required by law, except as provided by local rules of court. This form, approved by the Judicial Conference of the United States in September 1974, is required for the use of the Clerk of Court for the purpose of initiating the civil docket sheet. (SEE INSTRUCTIONS ON NEXT PAGE OF THIS FORM.)

I. (a) PLAINTIFFS

ROBERT BRACALENTE and BORIS GDALEVICH, individually and as representatives of a class of similarly situated persons, on behalf of the CISCO SYSTEMS, INC. 401(K) PLAN

(b) County of Residence of First Listed Plaintiff Chester County, PA
(EXCEPT IN U.S. PLAINTIFF CASES)

(c) Attorneys (Firm Name, Address, and Telephone Number)

Kolin C. Tang, Esq. Miller Shah LLP
Tel: (866) 540-5505 3 Embarcadero Center, Suite 1650
San Francisco, CA 94111

DEFENDANTS

CISCO SYSTEMS, INC.; THE BOARD OF TRUSTEES OF CISCO SYSTEMS, INC.; THE ADMINISTRATIVE COMMITTEE OF THE CISCO SYSTEMS, INC. 401(K) PLAN; and DOES No. 1-20, Whose Names Are Currently Unknown

County of Residence of First Listed Defendant Santa Clara County, CA
(IN U.S. PLAINTIFF CASES ONLY)

NOTE: IN LAND CONDEMNATION CASES, USE THE LOCATION OF THE TRACT OF LAND INVOLVED.

Attorneys (If Known)

II. BASIS OF JURISDICTION (Place an "X" in One Box Only)

- ☐ 1 U.S. Government Plaintiff ☒ 3 Federal Question (U.S. Government Not a Party)
- ☐ 2 U.S. Government Defendant ☐ 4 Diversity (Indicate Citizenship of Parties in Item III)

III. CITIZENSHIP OF PRINCIPAL PARTIES (Place an "X" in One Box for Plaintiff and One Box for Defendant)

	PTF	DEF		PTF	DEF
Citizen of This State	<input type="checkbox"/> 1	<input type="checkbox"/> 1	Incorporated or Principal Place of Business In This State	<input type="checkbox"/> 4	<input type="checkbox"/> 4
Citizen of Another State	<input type="checkbox"/> 2	<input type="checkbox"/> 2	Incorporated and Principal Place of Business In Another State	<input type="checkbox"/> 5	<input type="checkbox"/> 5
Citizen or Subject of a Foreign Country	<input type="checkbox"/> 3	<input type="checkbox"/> 3	Foreign Nation	<input type="checkbox"/> 6	<input type="checkbox"/> 6

IV. NATURE OF SUIT (Place an "X" in One Box Only)

Click here for: [Nature of Suit Code Descriptions.](#)

CONTRACT	TORTS	FORFEITURE/PENALTY	BANKRUPTCY	OTHER STATUTES
<input type="checkbox"/> 110 Insurance <input type="checkbox"/> 120 Marine <input type="checkbox"/> 130 Miller Act <input type="checkbox"/> 140 Negotiable Instrument <input type="checkbox"/> 150 Recovery of Overpayment & Enforcement of Judgment <input type="checkbox"/> 151 Medicare Act <input type="checkbox"/> 152 Recovery of Defaulted Student Loans (Excludes Veterans) <input type="checkbox"/> 153 Recovery of Overpayment of Veteran's Benefits <input type="checkbox"/> 160 Stockholders' Suits <input type="checkbox"/> 190 Other Contract <input type="checkbox"/> 195 Contract Product Liability <input type="checkbox"/> 196 Franchise	PERSONAL INJURY <input type="checkbox"/> 310 Airplane <input type="checkbox"/> 315 Airplane Product Liability <input type="checkbox"/> 320 Assault, Libel & Slander <input type="checkbox"/> 330 Federal Employers' Liability <input type="checkbox"/> 340 Marine <input type="checkbox"/> 345 Marine Product Liability <input type="checkbox"/> 350 Motor Vehicle <input type="checkbox"/> 355 Motor Vehicle Product Liability <input type="checkbox"/> 360 Other Personal Injury <input type="checkbox"/> 362 Personal Injury - Medical Malpractice PERSONAL INJURY <input type="checkbox"/> 365 Personal Injury - Product Liability <input type="checkbox"/> 367 Health Care/Pharmaceutical Personal Injury Product Liability <input type="checkbox"/> 368 Asbestos Personal Injury Product Liability PERSONAL PROPERTY <input type="checkbox"/> 370 Other Fraud <input type="checkbox"/> 371 Truth in Lending <input type="checkbox"/> 380 Other Personal Property Damage <input type="checkbox"/> 385 Property Damage Product Liability	<input type="checkbox"/> 625 Drug Related Seizure of Property 21 USC 881 <input type="checkbox"/> 690 Other LABOR <input type="checkbox"/> 710 Fair Labor Standards Act <input type="checkbox"/> 720 Labor/Management Relations <input type="checkbox"/> 740 Railway Labor Act <input type="checkbox"/> 751 Family and Medical Leave Act <input type="checkbox"/> 790 Other Labor Litigation <input checked="" type="checkbox"/> 791 Employee Retirement Income Security Act IMMIGRATION <input type="checkbox"/> 462 Naturalization Application <input type="checkbox"/> 465 Other Immigration Actions	<input type="checkbox"/> 422 Appeal 28 USC 158 <input type="checkbox"/> 423 Withdrawal 28 USC 157 INTELLECTUAL PROPERTY RIGHTS <input type="checkbox"/> 820 Copyrights <input type="checkbox"/> 830 Patent <input type="checkbox"/> 835 Patent - Abbreviated New Drug Application <input type="checkbox"/> 840 Trademark <input type="checkbox"/> 880 Defend Trade Secrets Act of 2016 SOCIAL SECURITY <input type="checkbox"/> 861 HIA (1395ff) <input type="checkbox"/> 862 Black Lung (923) <input type="checkbox"/> 863 DIWC/DIWW (405(g)) <input type="checkbox"/> 864 SSID Title XVI <input type="checkbox"/> 865 RSI (405(g)) FEDERAL TAX SUITS <input type="checkbox"/> 870 Taxes (U.S. Plaintiff or Defendant) <input type="checkbox"/> 871 IRS—Third Party 26 USC 7609	<input type="checkbox"/> 375 False Claims Act <input type="checkbox"/> 376 Qui Tam (31 USC 3729(a)) <input type="checkbox"/> 400 State Reapportionment <input type="checkbox"/> 410 Antitrust <input type="checkbox"/> 430 Banks and Banking <input type="checkbox"/> 450 Commerce <input type="checkbox"/> 460 Deportation <input type="checkbox"/> 470 Racketeer Influenced and Corrupt Organizations <input type="checkbox"/> 480 Consumer Credit (15 USC 1681 or 1692) <input type="checkbox"/> 485 Telephone Consumer Protection Act <input type="checkbox"/> 490 Cable/Sat TV <input type="checkbox"/> 850 Securities/Commodities/Exchange <input type="checkbox"/> 890 Other Statutory Actions <input type="checkbox"/> 891 Agricultural Acts <input type="checkbox"/> 893 Environmental Matters <input type="checkbox"/> 895 Freedom of Information Act <input type="checkbox"/> 896 Arbitration <input type="checkbox"/> 899 Administrative Procedure Act/Review or Appeal of Agency Decision <input type="checkbox"/> 950 Constitutionality of State Statutes
REAL PROPERTY <input type="checkbox"/> 210 Land Condemnation <input type="checkbox"/> 220 Foreclosure <input type="checkbox"/> 230 Rent Lease & Ejectment <input type="checkbox"/> 240 Torts to Land <input type="checkbox"/> 245 Tort Product Liability <input type="checkbox"/> 290 All Other Real Property	CIVIL RIGHTS <input type="checkbox"/> 440 Other Civil Rights <input type="checkbox"/> 441 Voting <input type="checkbox"/> 442 Employment <input type="checkbox"/> 443 Housing/Accommodations <input type="checkbox"/> 445 Amer. w/Disabilities - Employment <input type="checkbox"/> 446 Amer. w/Disabilities - Other <input type="checkbox"/> 448 Education PRISONER PETITIONS Habeas Corpus: <input type="checkbox"/> 463 Alien Detainee <input type="checkbox"/> 510 Motions to Vacate Sentence <input type="checkbox"/> 530 General <input type="checkbox"/> 535 Death Penalty Other: <input type="checkbox"/> 540 Mandamus & Other <input type="checkbox"/> 550 Civil Rights <input type="checkbox"/> 555 Prison Condition <input type="checkbox"/> 560 Civil Detainee - Conditions of Confinement			

V. ORIGIN (Place an "X" in One Box Only)

- ☒ 1 Original Proceeding ☐ 2 Removed from State Court ☐ 3 Remanded from Appellate Court ☐ 4 Reinstated or Reopened ☐ 5 Transferred from Another District (specify) ☐ 6 Multidistrict Litigation - Transfer ☐ 8 Multidistrict Litigation - Direct File

VI. CAUSE OF ACTION

Cite the U.S. Civil Statute under which you are filing (Do not cite jurisdictional statutes unless diversity):
29 U.S.C. § 1104, 29 U.S.C. § 1109 and 29 U.S.C. § 1132

Brief description of cause:

Proposed class action brought by Plaintiff on behalf of the Plan for mismanagement of the Plans assets.

VII. REQUESTED IN COMPLAINT:

☒ CHECK IF THIS IS A CLASS ACTION UNDER RULE 23, F.R.Cv.P.

DEMAND \$

CHECK YES only if demanded in complaint:

JURY DEMAND: ☐ Yes ☒ No

VIII. RELATED CASE(S) IF ANY

(See instructions):

JUDGE

DOCKET NUMBER

DATE

SIGNATURE OF ATTORNEY OF RECORD

07/29/2022

FOR OFFICE USE ONLY

RECEIPT #

AMOUNT

APPLYING IFP

JUDGE

MAG. JUDGE

INSTRUCTIONS FOR ATTORNEYS COMPLETING CIVIL COVER SHEET FORM JS 44

Authority For Civil Cover Sheet

The JS 44 civil cover sheet and the information contained herein neither replaces nor supplements the filings and service of pleading or other papers as required by law, except as provided by local rules of court. This form, approved by the Judicial Conference of the United States in September 1974, is required for the use of the Clerk of Court for the purpose of initiating the civil docket sheet. Consequently, a civil cover sheet is submitted to the Clerk of Court for each civil complaint filed. The attorney filing a case should complete the form as follows:

- I.(a) Plaintiffs-Defendants.** Enter names (last, first, middle initial) of plaintiff and defendant. If the plaintiff or defendant is a government agency, use only the full name or standard abbreviations. If the plaintiff or defendant is an official within a government agency, identify first the agency and then the official, giving both name and title.
 - (b) County of Residence.** For each civil case filed, except U.S. plaintiff cases, enter the name of the county where the first listed plaintiff resides at the time of filing. In U.S. plaintiff cases, enter the name of the county in which the first listed defendant resides at the time of filing. (NOTE: In land condemnation cases, the county of residence of the "defendant" is the location of the tract of land involved.)
 - (c) Attorneys.** Enter the firm name, address, telephone number, and attorney of record. If there are several attorneys, list them on an attachment, noting in this section "(see attachment)".
- II. Jurisdiction.** The basis of jurisdiction is set forth under Rule 8(a), F.R.Cv.P., which requires that jurisdictions be shown in pleadings. Place an "X" in one of the boxes. If there is more than one basis of jurisdiction, precedence is given in the order shown below.
- United States plaintiff. (1) Jurisdiction based on 28 U.S.C. 1345 and 1348. Suits by agencies and officers of the United States are included here. United States defendant. (2) When the plaintiff is suing the United States, its officers or agencies, place an "X" in this box.
- Federal question. (3) This refers to suits under 28 U.S.C. 1331, where jurisdiction arises under the Constitution of the United States, an amendment to the Constitution, an act of Congress or a treaty of the United States. In cases where the U.S. is a party, the U.S. plaintiff or defendant code takes precedence, and box 1 or 2 should be marked.
- Diversity of citizenship. (4) This refers to suits under 28 U.S.C. 1332, where parties are citizens of different states. When Box 4 is checked, the citizenship of the different parties must be checked. (See Section III below; **NOTE: federal question actions take precedence over diversity cases.**)
- III. Residence (citizenship) of Principal Parties.** This section of the JS 44 is to be completed if diversity of citizenship was indicated above. Mark this section for each principal party.
- IV. Nature of Suit.** Place an "X" in the appropriate box. If there are multiple nature of suit codes associated with the case, pick the nature of suit code that is most applicable. Click here for: [Nature of Suit Code Descriptions](#).
- V. Origin.** Place an "X" in one of the seven boxes.
- Original Proceedings. (1) Cases which originate in the United States district courts.
- Removed from State Court. (2) Proceedings initiated in state courts may be removed to the district courts under Title 28 U.S.C., Section 1441.
- Remanded from Appellate Court. (3) Check this box for cases remanded to the district court for further action. Use the date of remand as the filing date.
- Reinstated or Reopened. (4) Check this box for cases reinstated or reopened in the district court. Use the reopening date as the filing date.
- Transferred from Another District. (5) For cases transferred under Title 28 U.S.C. Section 1404(a). Do not use this for within district transfers or multidistrict litigation transfers.
- Multidistrict Litigation – Transfer. (6) Check this box when a multidistrict case is transferred into the district under authority of Title 28 U.S.C. Section 1407.
- Multidistrict Litigation – Direct File. (8) Check this box when a multidistrict case is filed in the same district as the Master MDL docket.
- PLEASE NOTE THAT THERE IS NOT AN ORIGIN CODE 7.** Origin Code 7 was used for historical records and is no longer relevant due to changes in statute.
- VI. Cause of Action.** Report the civil statute directly related to the cause of action and give a brief description of the cause. **Do not cite jurisdictional statutes unless diversity.** Example: U.S. Civil Statute: 47 USC 553 Brief Description: Unauthorized reception of cable service.
- VII. Requested in Complaint.** Class Action. Place an "X" in this box if you are filing a class action under Rule 23, F.R.Cv.P.
- Demand. In this space enter the actual dollar amount being demanded or indicate other demand, such as a preliminary injunction.
- Jury Demand. Check the appropriate box to indicate whether or not a jury is being demanded.
- VIII. Related Cases.** This section of the JS 44 is used to reference related pending cases, if any. If there are related pending cases, insert the docket numbers and the corresponding judge names for such cases.

Date and Attorney Signature. Date and sign the civil cover sheet.